

Welcome to Week 3 of home learning. Please find the learning tasks for this week below. We are following the programmes and schemes of learning we follow at school as best we can so that your children are familiar with the style of learning and staying on track. As ever, if you have any questions or need support with anything please let us know.

Many thanks,

Miss Adams, Miss Robinson, Miss Graham and Miss Fletcher

### Literacy



Excellent work with the Little Red Hen. We all enjoyed watching and reading your work. For the next 2 weeks we will be looking at a different story. The main character in this story is very tasty and can run very fast. Who do you think it is? It's the Gingerbread Man.

**Monday** – <https://classroom.thenational.academy/lessons/to-listen-to-and-join-in-with-a-story-6hgpap?activity=video&step=1>

Task – Draw and write about your favourite part of the story  
Challenge- Can you make a gingerbread man (edible or drawn), can you count how many dogs, cats or foxes you see on a walk and can you practise running as fast (or faster) then the gingerbread man?

**Tuesday** – <https://classroom.thenational.academy/lessons/to-map-and-speak-the-story-cckar>

Task- Draw a story map and use it to retell the story to someone in your house, a pet or your teddies.

Challenge- Describe your favourite food. How it looks, feels, smells, tastes and sounds. You can draw your favourite food and write your describing words around the outside.

**Wednesday** – <https://classroom.thenational.academy/lessons/to-step-and-speak-the-story-6dh30d>

Task- 1. To step out the story

2. To write down the action words in the story

**Thursday** – <https://classroom.thenational.academy/lessons/to-explore-description-through-song-68rp4t>

Task- Draw pictures to match the lyrics to the song. (Example in video)

Challenge- Can you draw pictures to match the lyrics of your favourite song?

**Friday** – <https://classroom.thenational.academy/lessons/to-explore-description-through-role-play-c9j36r>

Task- Role play activity

### Phonics



You will also receive a separate link so you can learn a new sound each day.

**Monday-**

Learning to blend-



<https://schools.ruthmiskin.com/training/view/UcGzenva/ISBr2hIT>

Word time-

<https://schools.ruthmiskin.com/training/view/p2Nnw3eG/CeoTuGDn>

<https://schools.ruthmiskin.com/training/view/1qQ4qpul/xy1115ba>

**Tuesday-**

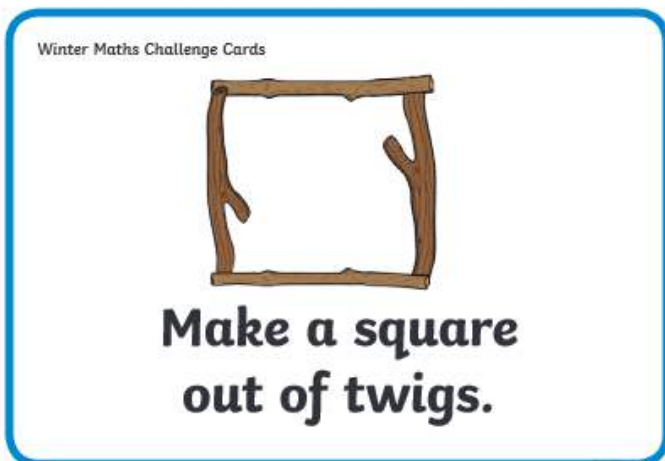


	<p>Learning to blend-  <a href="https://schools.ruthmiskin.com/training/view/eh9OFPtY/PZKVh9l6">https://schools.ruthmiskin.com/training/view/eh9OFPtY/PZKVh9l6</a>  Word time-  <a href="https://schools.ruthmiskin.com/training/view/3UxKpttJ/6OSGRKEu">https://schools.ruthmiskin.com/training/view/3UxKpttJ/6OSGRKEu</a>  <a href="https://schools.ruthmiskin.com/training/view/GepL8bUl/8XHpBr20">https://schools.ruthmiskin.com/training/view/GepL8bUl/8XHpBr20</a></p> <p><b>Wednesday-</b>  Learning to blend-  <a href="https://schools.ruthmiskin.com/training/view/vG5Vtr37/wgLURJji">https://schools.ruthmiskin.com/training/view/vG5Vtr37/wgLURJji</a>  Word time-  <a href="https://schools.ruthmiskin.com/training/view/HJ7DGxVY/GQvtgxTO">https://schools.ruthmiskin.com/training/view/HJ7DGxVY/GQvtgxTO</a>  <a href="https://schools.ruthmiskin.com/training/view/1eVZvEhj/jCSnz8q1">https://schools.ruthmiskin.com/training/view/1eVZvEhj/jCSnz8q1</a></p> <p><b>Thursday-</b>  Learning to blend-  <a href="https://schools.ruthmiskin.com/training/view/cX14dsmr/Z9ZGm7QM">https://schools.ruthmiskin.com/training/view/cX14dsmr/Z9ZGm7QM</a>  Word time-  <a href="https://schools.ruthmiskin.com/training/view/N82eZBxH/opXLq0J5">https://schools.ruthmiskin.com/training/view/N82eZBxH/opXLq0J5</a>  <a href="https://schools.ruthmiskin.com/training/view/1JTd2wJ9/8NF0RwVG">https://schools.ruthmiskin.com/training/view/1JTd2wJ9/8NF0RwVG</a></p> <p><b>Friday-</b>  Learning to blend-  <a href="https://schools.ruthmiskin.com/training/view/V5H3WChh/W0kDpx1u">https://schools.ruthmiskin.com/training/view/V5H3WChh/W0kDpx1u</a>  Word time-  <a href="https://schools.ruthmiskin.com/training/view/9RWAp8zr/esZaCgGY">https://schools.ruthmiskin.com/training/view/9RWAp8zr/esZaCgGY</a>  <a href="https://schools.ruthmiskin.com/training/view/VKhVpLnA/VsQ9rwPr">https://schools.ruthmiskin.com/training/view/VKhVpLnA/VsQ9rwPr</a></p>
<p>Maths</p> 	<p>Alive in 5!  <b>Monday-</b> <a href="https://whiterosemaths.com/homelearning/early-years/alive-in-5-week-3/">https://whiterosemaths.com/homelearning/early-years/alive-in-5-week-3/</a> Please watch session 1.  Task- <a href="https://wrm-13b48.kxcdn.com/wp-content/uploads/2020/12/PDF-Alive-in-5-Week-3-Session-1.pdf">https://wrm-13b48.kxcdn.com/wp-content/uploads/2020/12/PDF-Alive-in-5-Week-3-Session-1.pdf</a>  <b>Tuesday-</b> <a href="https://whiterosemaths.com/homelearning/early-years/alive-in-5-week-3/">https://whiterosemaths.com/homelearning/early-years/alive-in-5-week-3/</a> Please watch session 2.  Task- <a href="https://wrm-13b48.kxcdn.com/wp-content/uploads/2020/12/PDF-Alive-in-5-Week-3-Session-2.pdf">https://wrm-13b48.kxcdn.com/wp-content/uploads/2020/12/PDF-Alive-in-5-Week-3-Session-2.pdf</a>  <b>Wednesday</b> - <a href="https://whiterosemaths.com/homelearning/early-years/alive-in-5-week-3/">https://whiterosemaths.com/homelearning/early-years/alive-in-5-week-3/</a> Please watch session 3.  Task- <a href="https://wrm-13b48.kxcdn.com/wp-content/uploads/2020/12/PDF-Alive-in-5-Week-3-Session-3.pdf">https://wrm-13b48.kxcdn.com/wp-content/uploads/2020/12/PDF-Alive-in-5-Week-3-Session-3.pdf</a>  <b>Thursday</b> - <a href="https://whiterosemaths.com/homelearning/early-years/alive-in-5-week-3/">https://whiterosemaths.com/homelearning/early-years/alive-in-5-week-3/</a> Please watch session 4.  Task- <a href="https://wrm-13b48.kxcdn.com/wp-content/uploads/2020/12/PDF-Alive-in-5-Week-3-Session-4.pdf">https://wrm-13b48.kxcdn.com/wp-content/uploads/2020/12/PDF-Alive-in-5-Week-3-Session-4.pdf</a>  <b>Friday</b> - <a href="https://whiterosemaths.com/homelearning/early-years/alive-in-5-week-3/">https://whiterosemaths.com/homelearning/early-years/alive-in-5-week-3/</a> Please watch session 5.  Task- Can you use some ingredients in your house to bake something? Talk about how you will measure things and how much of the different ingredients you need.</p>
<p>Physical Development</p> 	<p><b>Monday-</b> PE with Joe Wicks on YouTube. 20 minutes at 9 am (live). This can be viewed later in the day too.  <b>Tuesday-</b> <a href="https://cosmickids.com/video/sonic-the-hedgehog/">https://cosmickids.com/video/sonic-the-hedgehog/</a>  <b>Wednesday-</b> PE with Joe Wicks on YouTube. 20 minutes at 9 am (live). This can be viewed later in the day too.</p>

	<p><b>Thursday-</b> <a href="https://cosmickids.com/video/sleeping-beauty-a-cosmic-kids-yoga-adventure-%f0%9f%8c%b9%f0%9f%98%b4-%f0%9f%92%96/">https://cosmickids.com/video/sleeping-beauty-a-cosmic-kids-yoga-adventure-%f0%9f%8c%b9%f0%9f%98%b4-%f0%9f%92%96/</a></p> <p><b>Friday-</b> PE with Joe Wicks on YouTube. 20 minutes at 9 am (live). This can be viewed later in the day too.</p>
Technology	<p>Your child's Purple Mash log ins will be in their reading record. If you can not find this, please send us a message.</p> <p><b>Monday-</b> Can you go for a walk and complete the Winter Maths Challenge cards listed below. Can you take photos of each challenge?</p> <p><b>Tuesday-</b> Purple mash activity</p> <p><b>Wednesday-</b> Purple mash activity</p> <p><b>Thursday-</b> <a href="https://www.topmarks.co.uk/early-years/shape-monsters">https://www.topmarks.co.uk/early-years/shape-monsters</a> Shape monsters</p> <p><b>Friday-</b> <a href="https://www.bbc.co.uk/bitesize/topics/zf2yf4j/articles/z4ycrj6">https://www.bbc.co.uk/bitesize/topics/zf2yf4j/articles/z4ycrj6</a></p>

Use these words to help your child to develop a positive attitude to learning

Be Brave , Be Curious, Be kind





# Maths: All about the Number Six

## Home Learning Challenges



Hidden around the page are 6 penguins. Can you find them all? Can you draw a fish next to each penguin? How many fish did you draw altogether?

# 6

Insects have 6 legs. Draw a picture of a ladybird. Can you give it 6 legs? Can you give it 6 spots too?



Benjamin Bear went to the shops. He bought a book, a ball, an apple, a cake, a pen and a hat. How many things did he buy altogether? Try drawing some pictures to help you work out the answer.



Have a look at a reading book. Can you find the page numbers? Can you find page 6? Can you see the number 6 on this page too? Can you trace over the numbers at the bottom of the page? You could try writing the number 6 on your own too.



Have a look at a dice. You could use one from a board game or make one out of paper. Can you count how many sides it has? Can you find the side that shows six spots? Play a game with a grown-up. Take turns to roll the dice 6 times each, who can roll the most 6s?



Go on a visit to the shops with a grown-up. Look for some food that comes in sets of 6. For example, can you find a box of 6 eggs? Can you find a packet of 6 cakes or a pack of 6 yoghurts? Try counting some sets by carefully pointing to each item.



# Winter-Themed Phase 2





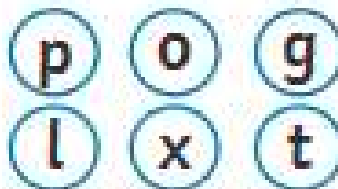

## Say It, Join It, Write It

Look at the picture. Say the word. Join the letters to build the word then, write the word in the boxes.

say it



join it



write it

--	--	--

--	--	--

--	--	--

--	--	--

--	--	--

--	--	--

# The Gingerbread Man Addition to 10

Write the answers in the circles. Then, write the number sentence on the line below.

$$3 + \text{3 washing machines} = \bigcirc$$

---

$$1 + \text{3 gingerbread men} = \bigcirc$$

---

$$4 + \text{3 women} = \bigcirc$$

---

$$5 + \text{5 dogs} = \bigcirc$$

---

$$6 + \text{3 foxes} = \bigcirc$$

---

# The Gingerbread Man

## Home Learning Challenge

Tell a grown-up the story of the Gingerbread Man. You could use different voices for the different characters or act out the story together. You could also go to the library to read the story together or look online for a version of the story to read.



Lots of animals want to catch the Gingerbread Man! Draw a picture of your favourite animal from the story and write the name of the animal. You could draw a cat, a dog, a cockerel, a pig, a cow, a horse or a fox.

Can you think of 3 words that rhyme with 'man'? Draw pictures or write the words you think of.

In the story, the little old man and the little old woman follow a recipe to make some gingerbread man cookies. Try making a recipe with your family. You could make some gingerbread cookies or a different sweet treat or even something for lunch or dinner. You could draw a picture of what you make to show everybody.

Draw a picture or make a model of the Gingerbread Man. You could use crayons, paints, pencils or make a model using playdough or cardboard boxes and tubes. We would love to see what you make – you could take a photo of your work or bring it in to show everyone.

There are 10 gingerbread man cookies on a plate. If 3 get eaten, how many are left on the plate?





# Phase 2 Home Learning Challenges

Look at things around the room and say the sound they begin with. Can you hear the sound they end with too? Try writing some of them down.

Can you spell out any of the pictures? Tell your grown-up which sound it begins with and which sound it ends with. Do all the words have the same number of sounds?



Can you put the sounds on this page into the phoneme frames to make words?


Play a game with your grown-up. Take it in turns to give instructions. For example, 'Touch your f-ee-t' or 'Stand u-p'.

Can you look in a book and find any of these words? Which words did you spot the most?

the

to

I

go

no

Can you read the letters on this page and think of a word that begins with each one?

t

d

c

b

f

l

s

o