

Welcome to Week 4 of home learning. Please find the learning tasks for this week below. We are following the programmes and schemes of learning we follow at school, as best we can, so that your children are familiar with the style of learning and are able to stay on track. As ever, if you have any questions or need support with anything please let us know.

Many thanks,

Miss Adams, Miss Robinson, Miss Graham and Miss Fletcher

### Literacy



This week we are continuing with the story of the Gingerbread Man.

**Monday** – <https://classroom.thenational.academy/lessons/to-draw-and-label-characters-6cw36d>

Task – Draw and label characters

**Tuesday** – <https://classroom.thenational.academy/lessons/to-write-simple-sentences-with-an-adjective-cgt62e>

Task- To write a sentence with an adjective

Challenge- Can you think of some adjectives to describe yourself or someone that lives in your house?

**Wednesday** – <https://classroom.thenational.academy/lessons/to-recycle-a-story-by-changing-characters-cgu62t>

Task- Draw a new story map now you have changed a character

**Thursday** – <https://classroom.thenational.academy/lessons/to-deepen-character-choice-through-description-68v66t>

Task- Step the recycled story

**Friday** – <https://classroom.thenational.academy/lessons/to-create-a-story-c4u6ar>

Task- To create your own story

### Phonics



You will also receive a separate link so you can learn a new sound each day.

**Monday-**

Learning to blend-

<https://schools.ruthmiskin.com/training/view/kQQ1dNwd/QC4r4ABQ>  
(14)

Word time-

<https://schools.ruthmiskin.com/training/view/cP7ucl8p/s8hsZpQ4>

<https://schools.ruthmiskin.com/training/view/yxC9ed4X/iGiVnblD>

**Tuesday-**

Learning to blend-

<https://schools.ruthmiskin.com/training/view/sbBcZobY/vZwxnuck>  
(15)

Word time-

<https://schools.ruthmiskin.com/training/view/qTvQSm6b/g0pwb4i7>

<https://schools.ruthmiskin.com/training/view/zdEYO7Q4/sYhAT934>

**Wednesday-**



Learning to blend-

<https://schools.ruthmiskin.com/training/view/1xh1sOSc/DTrsoTW1> (16)

Word time-

<https://schools.ruthmiskin.com/training/view/Ykvhlj49/dn74M4nu>

<https://schools.ruthmiskin.com/training/view/q5mvQseE/dyC38wR9>

	<p><b>Thursday-</b> Learning to blend- <a href="https://schools.ruthmiskin.com/training/view/gspPHIGc/9ZADpF0A">https://schools.ruthmiskin.com/training/view/gspPHIGc/9ZADpF0A</a> (17) Word time- <a href="https://schools.ruthmiskin.com/training/view/WINTyL9x/gS72P3uQ">https://schools.ruthmiskin.com/training/view/WINTyL9x/gS72P3uQ</a> <a href="https://schools.ruthmiskin.com/training/view/8CwKkuMn/AfIOAxan">https://schools.ruthmiskin.com/training/view/8CwKkuMn/AfIOAxan</a></p> <p><b>Friday-</b> Learning to blend- <a href="https://schools.ruthmiskin.com/training/view/uyeNroHL/NP7oJlQ7">https://schools.ruthmiskin.com/training/view/uyeNroHL/NP7oJlQ7</a> (18) Word time- <a href="https://schools.ruthmiskin.com/training/view/ATm93vD0/C7QHor39">https://schools.ruthmiskin.com/training/view/ATm93vD0/C7QHor39</a> <a href="https://schools.ruthmiskin.com/training/view/6sBxqO1i/0tgeoCQq">https://schools.ruthmiskin.com/training/view/6sBxqO1i/0tgeoCQq</a></p>
<p>Maths</p> 	<p>Growing 6, 7, 8!</p> <p><b>Monday-</b> <a href="https://whiterosemaths.com/homelearning/early-years/growing-6-7-8/">https://whiterosemaths.com/homelearning/early-years/growing-6-7-8/</a> Please watch session 1. Task- <a href="https://wrm-13b48.kxcdn.com/wp-content/uploads/2021/01/PDF-Growing-6-7-8-Week-1-Session-1.pdf">https://wrm-13b48.kxcdn.com/wp-content/uploads/2021/01/PDF-Growing-6-7-8-Week-1-Session-1.pdf</a></p> <p><b>Tuesday-</b> <a href="https://whiterosemaths.com/homelearning/early-years/growing-6-7-8/">https://whiterosemaths.com/homelearning/early-years/growing-6-7-8/</a> Please watch session 2. Task- <a href="https://wrm-13b48.kxcdn.com/wp-content/uploads/2021/01/PDF-Growing-6-7-8-Week-1-Session-2.pdf">https://wrm-13b48.kxcdn.com/wp-content/uploads/2021/01/PDF-Growing-6-7-8-Week-1-Session-2.pdf</a></p> <p><b>Wednesday</b> - <a href="https://whiterosemaths.com/homelearning/early-years/growing-6-7-8/">https://whiterosemaths.com/homelearning/early-years/growing-6-7-8/</a> Please watch session 3. Task- <a href="https://wrm-13b48.kxcdn.com/wp-content/uploads/2021/01/PDF-Growing-6-7-8-Week-1-Session-3.pdf">https://wrm-13b48.kxcdn.com/wp-content/uploads/2021/01/PDF-Growing-6-7-8-Week-1-Session-3.pdf</a></p> <p><b>Thursday</b> - <a href="https://whiterosemaths.com/homelearning/early-years/growing-6-7-8/">https://whiterosemaths.com/homelearning/early-years/growing-6-7-8/</a> Please watch session 4. Task- <a href="https://wrm-13b48.kxcdn.com/wp-content/uploads/2021/01/PDF-Growing-6-7-8-Week-1-Session-4.pdf">https://wrm-13b48.kxcdn.com/wp-content/uploads/2021/01/PDF-Growing-6-7-8-Week-1-Session-4.pdf</a></p> <p><b>Friday</b> - <a href="https://whiterosemaths.com/homelearning/early-years/growing-6-7-8/">https://whiterosemaths.com/homelearning/early-years/growing-6-7-8/</a> Please watch session 5. Task- <a href="https://wrm-13b48.kxcdn.com/wp-content/uploads/2021/01/PDF-Growing-6-7-8-Week-1-Session-5.pdf">https://wrm-13b48.kxcdn.com/wp-content/uploads/2021/01/PDF-Growing-6-7-8-Week-1-Session-5.pdf</a></p>
<p>Physical Development</p> 	<p><b>Monday-</b> PE with Joe Wicks on YouTube. 20 minutes at 9 am (live). This can be viewed later in the day too.</p> <p><b>Tuesday-</b> <a href="https://www.youtube.com/watch?v=BQ9q4U2P3ig">https://www.youtube.com/watch?v=BQ9q4U2P3ig</a> <a href="https://www.youtube.com/watch?v=lmhi98dHa5w">https://www.youtube.com/watch?v=lmhi98dHa5w</a></p> <p><b>Wednesday-</b> <a href="https://www.youtube.com/watch?v=Y9LLfv7yauM">https://www.youtube.com/watch?v=Y9LLfv7yauM</a> <a href="https://www.youtube.com/watch?v=1b6axyuaKcY">https://www.youtube.com/watch?v=1b6axyuaKcY</a></p> <p><b>Thursday-</b> <a href="https://www.youtube.com/watch?v=dh-9k8XfLzY">https://www.youtube.com/watch?v=dh-9k8XfLzY</a> <a href="https://www.youtube.com/watch?v=Hl5dRW4E9hc">https://www.youtube.com/watch?v=Hl5dRW4E9hc</a></p> <p><b>Friday-</b> PE with Joe Wicks on YouTube. 20 minutes at 9 am (live). This can be viewed later in the day too.</p>
<p>Technology</p>	<p>Along side this there has been purple mash activities for you to choose too.</p> <p><b>Monday-</b> <a href="https://pbskids.org/curiousgeorge/busyday/hideseek/">https://pbskids.org/curiousgeorge/busyday/hideseek/</a></p> <p><b>Tuesday-</b> <a href="https://www.topmarks.co.uk/learning-to-count/blast-off">https://www.topmarks.co.uk/learning-to-count/blast-off</a></p> <p><b>Wednesday-</b> <a href="http://www.ictgames.com/mobilePage/helpAHedgehog/index.html">http://www.ictgames.com/mobilePage/helpAHedgehog/index.html</a> Can you beat your time?</p>

**Thursday-** <https://www.phonicsbloom.com/uk/game/fishy-phonics?phase=2>

**Friday-** <https://www.topmarks.co.uk/ordering-and-sequencing/shape-patterns>

Use these words to help your child to develop a positive attitude to learning



**Be Brave , Be Curious, Be kind**



## Pick a card

Cut out the cards and place them face down in a pile. With a partner, take it in turns to pick a card from the top of the pile and read the word. If you read the word correctly, you get to keep the card, if not it goes to the bottom of the pile. The winner is the player with the most cards at the end of the game.

rug	fix	leg	van
wig	bed	zip	jog
kit	hum	cap	yes



Sound out the words to help you!

## What happens next?

Write what Kipper could be saying.



Draw what happens next.



## Sounds in words

Circle the words that have the 'igh' sound.

Owls hoot at night  
And sleep in the light.



Circle the words that have the 'oo' sound.

The girl took a look  
In the big, red book.



Circle the words that have the 'oa' sound.


The happy goat  
Had a big, thick coat.





What other words  
can you think of that  
have the 'igh' sound?

# The Gingerbread Man

Write down the answers in the circles.


$$- \quad \mathbf{1} \quad = \quad \bigcirc$$


$$- \quad \mathbf{3} \quad = \quad \bigcirc$$


$$- \quad \mathbf{2} \quad = \quad \bigcirc$$


$$- \quad \mathbf{2} \quad = \quad \bigcirc$$


$$- \quad \mathbf{1} \quad = \quad \bigcirc$$


$$- \quad \mathbf{2} \quad = \quad \bigcirc$$


$$- \quad \mathbf{3} \quad = \quad \bigcirc$$


$$- \quad \mathbf{4} \quad = \quad \bigcirc$$


$$- \quad \mathbf{3} \quad = \quad \bigcirc$$

Using your phonics knowledge, can you write what each picture is below.



3






Cut the words and pictures out. Stick the pictures at the top of a piece of paper. Then read each word and decide if it a real word or a fake word. Fake words go under the trash can and real words go under the treasure box.

queen	reeb
theeg	feet
beep	peem
sheep	seesh
weef	bee
neej	feet
cheed	cheek



# The Gingerbread Man

## I Spy and Count to 20



## The Gingerbread Man

### I Spy and Count to 20 Checklist

Count the number of each item from the story of The Gingerbread Man and write the numeral in the box.

pigs




gingerbread men




cats




cows




boys




dogs




cockerels




foxes




horses




girls




# Maths: All about the Number Seven

## Home Learning Challenges

7

Hidden around the page are 7 little mice. Can you find them all? Draw a piece of cheese next to each mouse. How many pieces of cheese did you draw in total?

There were 6 flowers growing in a garden. If 1 more is added, how many flowers are there altogether?



Have you seen a rainbow before? Rainbows can appear when it is sunny and rainy at the same time. There are 7 colours in a rainbow: red, orange, yellow, green, blue, indigo (dark blue) and violet (purple). Draw or paint a picture of a rainbow. Can you include all 7 colours?



Ask a grown-up to help you look at a calendar or diary. Can you count the days of the week? How many are there? Can you write a list of the different days?

Have a look at a reading book. Can you find the page numbers? Can you find page 7? Can you see the number 7 on this page too? Can you trace over the numbers at the bottom of the page? You could try writing the number 7 on your own too.



On the Planet Seven, the aliens all have 7 eyes! Can you create a model or a picture of an alien to live on Planet Seven? You could use playdough, empty packaging, or draw or paint a picture of your alien. Make sure you count the eyes very carefully!



7 7 7 7 7 7




# Maths: All about the Number Eight



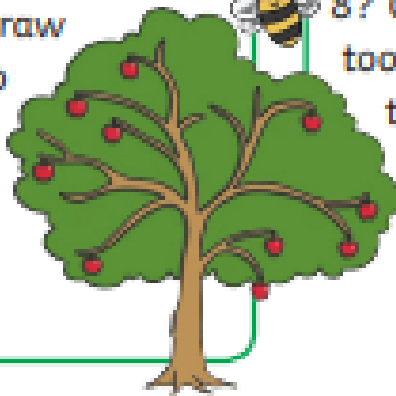
## Home Learning Challenges



Hidden around the page are 8 bees. Can you find them all? Can you draw a flower for each bee? How many flowers did you draw?



There were 10 apples growing on a tree. If 2 fall to the ground, how many would be left on the tree? Draw a picture to help you work out the answer.

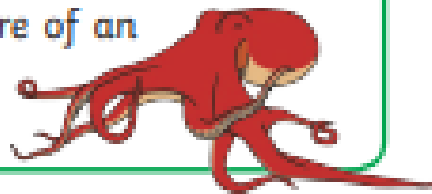


Have a look at a reading book. Can you find the page numbers? Can you find page 8? Can you see the number 8 on this page too? Can you trace over the numbers at the bottom of the page? You could try writing the number 8 on your own too.



Make a cake with a grown-up. Spread some icing over the top and then for decorations, use some chocolate buttons or small sweets. Can you add 8 decorations on to the top of your cake?

Octopuses are sea creatures. Can you find out why the number 8 is special for an octopus? Draw a picture of an octopus to show what you find out.




Spiders have 8 legs. Make a model spider using playdough, paper or empty packaging. You could use an empty yoghurt pot or section of egg box, or playdough and pipe cleaners. Count the legs carefully as you add them to your model. We would love to see your model spiders!




# Sound Walk

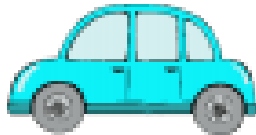
Stop... Listen... What can you hear?



Aeroplane



Birds




Car




Bees / Flies



Bus




Wind blowing  
trees



Dog



Other...



Traffic crossing  
beeps



Train

