

Dear Parents/Carers.

Happy New Year! Welcome to 2021.

We are sorry that we will not see you this week, but we hope you and your family are staying safe and well. Here you will find a plan for your child's home learning. To help you support your child's learning, we have set enough tasks to be completed one a day in each subject by your child. This reflects the learning that is continuing to take place in school.

Please contact us via class dojo or studybugs if you have any questions, and please be sure to share photos of your child's learning so they can still earn their class dojos.

Best wishes from Miss Brooks-Neill and Mrs Cheese

### SUBMITTING WORK:

1. Paper pack: If you have received a paper pack, please complete it and send it back when your new pack is delivered.
2. Class Dojo: Send completed work in via the PORTFOLIO feature on dojo. You can send a photo, video or typed message to show us what you've done.

\* You don't need to print PDF documents. If you open them, most programmes have a 'fill', 'write' or 'edit' feature so children can answer on a device. This can be sent via portfolio, or you could send a screen shot of it.

If you are struggling with anything, please let us know and we'll help!

Children receive one dojo for every lesson they complete and send in or tell us about – there will be some special prizes for super hard workers when we're back in school!

Read Write  
Inc.  
Phonics



Every morning there will be a Read Write Inc. lesson on the Ruth Miskin YouTube channel. You have received a message on class dojo telling you which Set to start with.

[https://www.youtube.com/channel/UCo7fbLgY2oA\\_cFCIlg9GdxtQ](https://www.youtube.com/channel/UCo7fbLgY2oA_cFCIlg9GdxtQ)

Children should complete the reading (speed sounds) part of the lesson as well as the spelling. They should also have a go at 'Hold a sentence'. Then they should read their colour book (sent to you in class dojo) on Oxford Owl. Each book should last three to five days and should be read repeatedly to develop fluency.

<https://www.oxfordowl.co.uk/login?active-tab=students>

Username: keystage1a (Year 1) or keystage1b (Year 2)

Password: Fred

Talk for



Writing

We are busy with our T4W unit which is based around a model text called 'The Magical Teaching Box.' Please find the attached home learning booklet <https://www.talk4writing.com/wp-content/uploads/2020/04/Y2-Unit.pdf>

Here is a video of the text for the children to read along with:

<https://www.loom.com/share/a2d59520f55649c3adc6dc63f0f456>

From this week, a video for each lesson will be posted on Dojo, which should enable the children to work more independently.

**Monday** – Complete the activity on page 16 – if you don't have things to make a box, draw and label one.

**Tuesday** – We're going to write a poem! Complete the activities on page 17 – you might want to write on a piece of paper. We'll do this together on the video.

**Wednesday** – We're going to continue with our poem today – we will finish off our writing. We will use page 18 and plain paper for this.

**Thursday** – We're going to go over our poems today and see if we can improve anything. We will also think and talk about how we found the activity. The questions are on page 19.

**Friday** – We will use pages 22 and 23 to review our learning for this unit, and we have a little extra time to finish anything we missed or would like to add to.

Maths



This week we are finishing place value and starting addition and subtraction (Year 1) and continuing with multiplication and division (Year 2). The video and worksheet links are below.

**Each child now has a workbook for maths – please ensure these come back to school when they have been completed.**

### **YEAR 1 (orange workbook)**

**Monday** – order numbers

<https://vimeo.com/483539572>

<https://resources.whiterosemaths.com/wp-content/uploads/2019/10/Y1-Autumn-Block-4-WO8-Order-numbers-2019.pdf>

**Tuesday** – review place value – try to do this on your own!

[These questions will be sent separately on dojo.](#)

**Wednesday (no sheet)** – add by counting on

<https://vimeo.com/490879063>

**Thursday (page 2, 3, 4)**– add by counting on

<https://vimeo.com/490879463>

<https://resources.whiterosemaths.com/wp-content/uploads/2019/11/Y1-Spring-Block-1-WO1-Add-by-counting-on-2019.pdf>

**Friday (page 5, 6, 7 number 1, 2, 3, 4 only)** – add ones using number bonds

<https://vimeo.com/490879867>

<https://resources.whiterosemaths.com/wp-content/uploads/2020/12/Y1-Spring-Block-1-WO-Add-ones-using-number-bonds-2020.pdf>

### **YEAR 2 (blue workbook)**

**Monday (page 14, 15, 16, 17)** – multiplication using the symbol

<https://vimeo.com/488111269>

<https://resources.whiterosemaths.com/wp-content/uploads/2019/10/Y2-Autumn-Block-4-WO4-Multiplication-sentences-using-the-x-symbol-2019.pdf>

**Tuesday (page 18, 19, 20, 21)** – multiplication sentences from pictures

<https://vimeo.com/488113679>

<https://resources.whiterosemaths.com/wp-content/uploads/2019/10/Y2-Autumn-Block-4-WO5-Multiplication-sentences-from-pictures-2019.pdf>

**Wednesday (page 22, 23, 24, 25)** – using arrays

<https://vimeo.com/490417143>

<https://resources.whiterosemaths.com/wp-content/uploads/2019/10/Y2-Autumn-Block-4-WO6-Use-arrays-2019.pdf>

**Thursday (page 26, 27, 28)** – make doubles









<https://vimeo.com/490420115>

<https://resources.whiterosemaths.com/wp-content/uploads/2020/02/Y1-Summer-Block-1-WO5-Make-doubles-2020.pdf>

**Friday (29, 30, 31, 32)** – 2 times table

<https://vimeo.com/490420447>

<https://resources.whiterosemaths.com/wp-content/uploads/2019/10/Y2-Autumn-Block-4-WO7-The-2-times-table-2019.pdf>

Keeping safe, happy and healthy 	Don't forget to stay healthy by keeping active! Have a go at Joe Wicks virtual PE lessons, <a href="https://www.youtube.com/watch?v=BDigyoBrHms">https://www.youtube.com/watch?v=BDigyoBrHms</a> Or have a go at some virtual yoga using the following link <a href="https://cosmickids.com/">https://cosmickids.com/</a>
Science 	In our last lesson, we looked at different types of trees. This week we are investigating flowering plants. You will do another scavenger hunt, looking for flowers, then learn about the parts of a flower and label a diagram.
Music 	Our theme for this half term is 'I wanna play in a band' on <a href="http://www.charanga.com">www.charanga.com</a> . This week, we are doing Step 2.
Design & Technology 	This week we will begin our DT project for the term. We will make a solar system using papier mache. Here is a video on how to do this – you will receive instructions as well. <a href="https://www.youtube.com/watch?v=MPSlrKZwvYI">https://www.youtube.com/watch?v=MPSlrKZwvYI</a> This week, start with the planet Mercury.
Reading Skills 	Choose a book or learning video on Epic Reading and follow the instructions or answer the questions. <a href="http://www.getepic.com">www.getepic.com</a> Class Code: xhp8171 You will receive instructions on how to connect to our class.
Use these words to help your child to develop a positive attitude to learning <div style="border: 2px solid blue; padding: 5px; display: inline-block; background-color: #007bff; color: white; font-weight: bold; margin: 10px 0;">Be Brave, Be Curious, Be kind</div>   	

Here is the timetable we follow in school. Feel free to adapt it to your schedule if it's helpful.

<b>08:40-08:50</b>	Handwashing and Morning Activity
<b>08:50-09:00</b>	Register and Morning Activity
<b>09:00-09:10</b>	Class Assembly
<b>09:10-10:15</b>	Read Write Inc Phonics
<b>10:15-10:30</b>	Playtime
<b>10:30-11:45</b>	Maths
<b>11:45-12:30</b>	Lunch
<b>12:30-12:35</b>	Calm time/register
<b>12:35-12:45</b>	Speed sounds
<b>12:45-13:45</b>	English
<b>13:45-14:00</b>	Playtime
<b>14:00-14:45</b>	Topic
<b>14:45-15:15</b>	Story time and pack up
<b>15:15</b>	Home time