

Dear Parents/Carers.

Here is this week's plan for your child's home learning. To help you support your child's learning, we have set enough tasks to be completed one a day in each subject by your child. This reflects the learning that takes place in school when it is open.

Please contact us via class dojo or studybugs if you have any questions, and please be sure to share photos of your child's learning so they can still earn their class dojos.

Best wishes from Miss Brooks-Neill and Mrs Cheese

SUBMITTING WORK:

1. Paper pack: If you have received a paper pack, please complete it and send it back when your new pack is delivered.
2. Class Dojo: Send completed work in via the PORTFOLIO feature on dojo. You can send a photo, video or typed message to show us what you've done.

* You don't need to print PDF documents. If you open them, most programmes have a 'fill', 'write' or 'edit' feature so children can answer on a device. This can be sent via portfolio, or you could send a screen shot of it.

If you are struggling with anything, please let us know and we'll help!

Children receive one dojo for every lesson they complete and send in or tell us about – there will be some special prizes for super hard workers when we're back in school!

Read Write
Inc.
Phonics



Every morning there will be a Read Write Inc. lesson on the Ruth Miskin YouTube channel. You have received a message on class dojo telling you which Set to start with.

https://www.youtube.com/channel/UCo7fbLgY2oA_cFCIlg9GdxtQ

Children should complete the reading (speed sounds) part of the lesson as well as the spelling. They should also have a go at 'Hold a sentence'.

Then they should read their colour book (sent to you in class dojo) on Oxford Owl. Each book should last three to five days and should be read repeatedly to develop fluency.

<https://www.oxfordowl.co.uk/login?active-tab=students>

Username: keystage1a (Year 1) or keystage1b (Year 2)

Password: Fred

Talk for



Writing


We have a new text for our Talk 4 Writing unit which is based around an information text called 'Rainbows, rainbows everywhere!' Please find the attached home learning booklet: <https://www.talk4writing.com/wp-content/uploads/2020/05/Y2-Rainbows.pdf>.








Monday: Read the riddle on page 3 and see if you can figure out what our new text is all about! Once you've solved the riddle (because we know you will super fast) see if you can create one at home! Will you use crayons? Paint? Or maybe you'll use Lego! We can't wait to see your designs.

Tuesday: Talking about rainbows – Write down all of the things you know about rainbows. Questions can be found on pg. 4.

Wednesday: Fascinating facts – What have you learnt about rainbows? Read the information on pg. 5 and 6 then answer the questions on pg. 7. Did anything surprise you?

Thursday: Vocabulary challenge! Use the text to help you explore the meanings behind new words on pg. 8.

	<p>Friday: Reading challenge! Get your brains ready to discover the parts of an information text on pg. 9. After that, answer the questions on pg. 10. Once you've completed that, review the story by answering the 3 questions at the top of pg. 11.</p>
<p>Maths</p> 	<p>This week we are continuing with addition and subtraction (Year 1) and multiplication and division (Year 2). The video and worksheet links are below. Each child will receive a workbook for maths as soon as school opens again. Please ensure these are returned to school when completed.</p> <p>YEAR 1 (orange workbook)</p> <p>Monday – add ones using number bonds https://vimeo.com/490879867 https://resources.whiterosemaths.com/wp-content/uploads/2020/12/Y1-Spring-Block-1-WO-Add-ones-using-number-bonds-2020.pdf</p> <p>Tuesday – Find and make number bonds https://vimeo.com/490882337 https://resources.whiterosemaths.com/wp-content/uploads/2019/11/Y1-Spring-Block-1-WO2-Find-and-make-number-bonds-2019.pdf</p> <p>Wednesday – Add by making ten (part one – activity only, no sheet) https://vimeo.com/492195041</p> <p>Thursday – Add by making ten (part two) https://vimeo.com/492195871 https://resources.whiterosemaths.com/wp-content/uploads/2019/11/Y1-Spring-Block-1-WO3-Add-by-making-10-2019.pdf</p> <p>Friday – Subtracting not crossing ten https://vimeo.com/492197096 https://resources.whiterosemaths.com/wp-content/uploads/2019/11/Y1-Spring-Block-1-WO4-Subtraction-not-crossing-10-2019.pdf</p> <p>YEAR 2 (blue workbook)</p> <p>Monday – 2 times table https://vimeo.com/490420447 https://resources.whiterosemaths.com/wp-content/uploads/2019/10/Y2-Autumn-Block-4-WO7-The-2-times-table-2019.pdf</p> <p>Tuesday – 5 times table https://vimeo.com/490421314 https://resources.whiterosemaths.com/wp-content/uploads/2019/10/Y2-Autumn-Block-4-WO8-The-5-times-table-2019.pdf</p> <p>Wednesday – 10 times table https://vimeo.com/490421912 https://resources.whiterosemaths.com/wp-content/uploads/2019/10/Y2-Autumn-Block-4-WO9-The-10-times-table-2019.pdf</p> <p>Thursday – Make equal groups – sharing (part one) https://vimeo.com/492603273 https://resources.whiterosemaths.com/wp-content/uploads/2020/02/Y1-Summer-Block-1-WO7-Make-equal-groups-sharing-2020.pdf</p> <p>Friday – Make equal groups – sharing (part two) https://vimeo.com/492603633 https://resources.whiterosemaths.com/wp-content/uploads/2019/11/Y2-Spring-Block-1-WO1-Make-equal-groups-sharing-2019.pdf</p>
<p>Keeping safe, happy and healthy</p>	<p>Don't forget to stay healthy by keeping active! Have a go at Joe Wicks virtual PE lessons, https://www.youtube.com/watch?v=BDigyoBrHms Or have a go at some virtual yoga using the following link</p>

	https://cosmickids.com/ You can do any other sort of exercise for PE as well – get creative!
Science 	We are beginning our science experiment this week. Mrs Cheese and Miss Brooks-Neill will demonstrate the experiment and explain what to do, so look out for more information on class story.
RE	We will be reading and writing about the Christian parable of The Good Samaritan. This will be uploaded to class story.
Design & Technology 	Our DT project for this term continues. We are making a solar system using papier mache. Here is a video on how to do this – you have received instructions on class story. https://www.youtube.com/watch?v=MPSlrKZwvYI This week, continue with the planet Venus.
Reading Skills 	Choose a book or learning video on Epic Reading and follow the instructions or answer the questions. www.getepic.com Class Code: xhp8171 You will receive instructions on how to connect to our class.
Use these words to help your child to develop a positive attitude to learning	
Be Brave, Be Curious, Be kind	
  	

Here is the timetable we follow in school. Feel free to adapt it to your schedule if it's helpful.

08:40-08:50	Handwashing and Morning Activity
08:50-09:00	Register and Morning Activity
09:00-09:10	Class Assembly
09:10-10:15	Read Write Inc Phonics
10:15-10:30	Playtime
10:30-11:45	Maths
11:45-12:30	Lunch
12:30-12:35	Calm time/register
12:35-12:45	Speed sounds
12:45-13:45	English
13:45-14:00	Playtime
14:00-14:45	Topic
14:45-15:15	Story time and pack up
15:15	Home time