

Dear Parents/Carers.

Here is this week's plan for your child's home learning. To help you support your child's learning, we have set enough tasks to be completed one a day in each subject by your child. This reflects the learning that takes place in school when it is open.

Please contact us via class dojo or studybugs if you have any questions, and please be sure to share photos of your child's learning so they can still earn their class dojos.

Best wishes from Miss Brooks-Neill and Mrs Cheese

SUBMITTING WORK:

1. Paper pack: If you have received a paper pack, please complete it and send it back when your new pack is delivered.
2. Class Dojo: Send completed work in via the PORTFOLIO feature on dojo. You can send a photo, video or typed message to show us what you've done.

* You don't need to print PDF documents. If you open them, most programmes have a 'fill', 'write' or 'edit' feature so children can answer on a device. This can be sent via portfolio, or you could send a screen shot of it.

If you are struggling with anything, please let us know and we'll help!

Children receive one dojo for every lesson they complete and send in or tell us about – there will be some special prizes for super hard workers when we're back in school!

Special Events

Here are some optional activities to mark a few things that are happening around the world this week.

9/2 Safer Internet Day – computing activity below

12/2 Chinese New Year <https://www.twinkl.co.uk/resource/t-t-15674-chinese-new-year-story-ebook>

16/2 Pancake Day <https://www.youtube.com/watch?v=of5ACdclbKk>

Read Write Inc. Phonics



Every morning there will be a Read Write Inc. lesson on the Ruth Miskin YouTube channel. You have received a message on class dojo telling you which Set to start with.

https://www.youtube.com/channel/UCo7fbLgY2oA_cFCIlg9GdxtQ

Children should complete the reading (speed sounds) part of the lesson as well as the spelling. They should also have a go at 'Hold a sentence'.

Then they should read their colour book (sent to you in class dojo) on Oxford Owl. Each book should last three to five days and should be read repeatedly to develop fluency.

<https://www.oxfordowl.co.uk/login?active-tab=students>

Username: keystone1a (Year 1) or keystone1b (Year 2)

Password: Fred

Talk for



Writing

We are finishing our Talk 4 Writing information text, 'Rainbows, rainbows everywhere!' Here is the home learning booklet:

<https://www.talk4writing.com/wp-content/uploads/2020/05/Y2-Rainbows.pdf>.

Monday: Talk challenge on page 17 (top two sections) – you are going to talk about what you have learnt about rainbows. Tomorrow we will record this talk so today is a plan and practise session. Here are some tips:

<https://www.youtube.com/watch?v=8lbheB2-ixM>

Tuesday: Talk super-challenge (bottom of page 17) – today you are going to record the talk you practised yesterday and upload it to dojo. If you can't record it, perform it for someone in your household.
Wednesday: Vocabulary challenge on page 18. Use page 19 to mark it (but try your best first, before looking at the answers!)
Thursday: Make it challenge on page 20 – make a rainbow. Do it differently to how you did last time – you can use the examples on the page or come up with your own idea.
Friday: Use page 21 and 22 to review your experience with rainbows in this booklet.

Maths



This week we are finishing addition and subtraction and starting place value within 50 (Year 1) and Year 2 is finishing multiplication and division and starting statistics. The video and worksheet links are below.

Each child will receive a workbook for their new maths unit as soon as they have been delivered. Please ensure these are returned to school when completed.

YEAR 1 (orange workbook)

Monday (pg 29, 30, 31) – Compare number sentences

<https://vimeo.com/497920660>

<https://resources.whiterosemaths.com/wp-content/uploads/2019/11/Y1-Spring-Block-1-WO8-Compare-number-sentences-2019.pdf>

Tuesday (sheet on Class Story) – Addition and Subtraction Challenge (try to do this without adult help – your grown up can read the question but they mustn't help you with the answer)

NEW UNIT – workbooks have been despatched and we are awaiting delivery

Wednesday (activity only – no sheet) – Counting to 50 by making tens

<https://vimeo.com/500465193>

Thursday (awaiting booklets – please use sheets) – Numbers to 50

<https://vimeo.com/500466597>

<https://resources.whiterosemaths.com/wp-content/uploads/2019/12/Y1-Spring-Block-2-WO1-Numbers-to-50-2019.pdf>

Friday (awaiting booklets – please use sheets) – Counting forwards and backwards within 50

<https://vimeo.com/500467345>

<https://resources.whiterosemaths.com/wp-content/uploads/2020/12/Y1-Spring-Block-2-WO-Count-forwards-and-backwards-within-50-2020.pdf>

YEAR 2 (blue workbook)

Monday (pg 63, 64, 65, 66) – Divide by 5

<https://vimeo.com/498262138>

<https://resources.whiterosemaths.com/wp-content/uploads/2019/11/Y2-Spring-Block-1-WO5-Divide-by-5-2019.pdf>

Tuesday (pg 67, 68, 69, 70) – Divide by 10

<https://vimeo.com/498262386>

<https://resources.whiterosemaths.com/wp-content/uploads/2019/11/Y2-Spring-Block-1-WO6-Divide-by-10-2019.pdf>






Wednesday (sheet on Class Story) – Multiplication and Division Challenge (try to do this without adult help – your grown up can read the question but they mustn't help you with the answer)

NEW UNIT - workbooks have been despatched and we are awaiting delivery

Thursday (activity only – no sheet) – Make tally charts (part 1)

<https://vimeo.com/501669795>

Friday (awaiting booklets – please use sheets) – Make tally charts (part 2)

	https://vimeo.com/501671369 https://resources.whiterosemaths.com/wp-content/uploads/2019/12/Y2-Spring-Block-2-WO1-Make-tally-charts-2019.pdf
Keeping safe, happy and healthy 	Don't forget to stay healthy by keeping active! Have a go at Joe Wicks virtual PE lessons, https://www.youtube.com/watch?v=BDigyoBrHms Or have a go at some virtual yoga using the following link https://cosmickids.com/ You can do any other sort of exercise for PE as well – get creative!
Computing 	Safer Internet Week activity on www.purplemash.com – your login details have been sent to you on an image in Dojo messages. Click on the red 'to do' button at the top of your screen to find the activity.
Music 	Our theme for this half term is 'I wanna play in a band' on www.charanga.com . This week, we are doing Step 3. Your login details have been sent on dojo.
Science 	Learn more about the needs of a plant with a lesson and activity that links into our bean experiment. You will be drawing some scientific diagrams.
RE 	We will continue learning about different religions – this week we are learning about Eid al-Fitr.

Use these words to help your child to develop a positive attitude to learning

Be Brave, Be Curious, Be kind



Here is the timetable we follow in school. Feel free to adapt it to your schedule if it's helpful.

08:40-08:50	Handwashing and Morning Activity
08:50-09:00	Register and Morning Activity
09:00-09:10	Class Assembly
09:10-10:15	Read Write <u>Inc</u> Phonics
10:15-10:30	Playtime
10:30-11:45	Maths
11:45-12:30	Lunch
12:30-12:35	Calm time/register
12:35-12:45	Speed sounds
12:45-13:45	English
13:45-14:00	Playtime
14:00-14:45	Topic
14:45-15:15	Story time and pack up
15:15	Home time