

Dear Parents/Carers.

We hope you had a good break over the half term. Here is this week's plan for your child's home learning. To help you support your child's learning, we have set enough tasks to be completed one a day in each subject by your child. This reflects the learning that takes place in school when it is open.

Please contact us via class dojo or studybugs if you have any questions, and please be sure to share photos of your child's learning so they can still earn their dojos.

Best wishes from Miss Brooks-Neill and Mrs Cheese

SUBMITTING WORK:

1. Paper pack: If you have received a paper pack, please complete it and return it when you collect your new pack.
2. Class Dojo: Send completed work in via the PORTFOLIO feature on dojo. You can send a photo, video or typed message to show us what you've done.

* You don't need to print PDF documents. If you open them, most programmes have a 'fill', 'write' or 'edit' feature so children can answer on a device. This can be sent via portfolio, or you could send a screen shot of it.

If you are struggling with anything, please let us know and we'll help!

Children receive one dojo for every lesson they complete and send in or tell us about – there will be some special prizes for super hard workers when we're back in school!

Read Write
Inc.
Phonics



Every morning there will be a Read Write Inc. lesson on the Ruth Miskin YouTube channel. You have received a message on class dojo telling you which Set to start with.

https://www.youtube.com/channel/UCo7fbLgY2oA_cFCIlg9GdxtQ

Children should complete the reading (speed sounds) part of the lesson as well as the spelling. They should also have a go at 'Hold a sentence'. Then they should read their colour book (sent to you in class dojo) on Oxford Owl. Each book should last three to five days and should be read repeatedly to develop fluency.

<https://www.oxfordowl.co.uk/login?active-tab=students>

Username: keystage1a (Year 1) or keystage1b (Year 2)

Password: Fred

Talk for



Writing

We are beginning an exciting new Talk 4 Writing booklet called

'Superheroes!'. <https://www.talk4writing.com/wp-content/uploads/2020/06/Y2-Superheroes.pdf>

Monday: Read the superhero fact files on page 3. Which superhero do you like the best? Why? Are there any other superheroes you know who are amazing? Write or record yourself talking about any superhero you like and why.

Tuesday: Read or listen to the story 'Playground Rescue' on page 4 and 5. Complete questions 1 – 9 in the vocabulary challenge. This is at the bottom of page five and the top of page 6. Do not do the matching activity yet.

Wednesday: Complete the vocabulary matching activity at the bottom of page 6.

Thursday: Answer the questions on page 7.

Friday: Complete the reading challenge questions on page 8.

Maths



This week we are continuing with place value within 50 (Year 1) and statistics (Year 2). The video and worksheet links are below.

Each child has a maths workbook at school for you to collect. Please ensure these are returned to school when completed.

YEAR 1 (orange workbook)

Monday (page 4, 5, 6) – Counting forwards and backwards within 50

<https://vimeo.com/500467345>

<https://resources.whiterosemaths.com/wp-content/uploads/2020/12/Y1-Spring-Block-2-WO-Count-forwards-and-backwards-within-50-2020.pdf>

Tuesday () – Tens and ones

<https://vimeo.com/500467998>

<https://resources.whiterosemaths.com/wp-content/uploads/2019/12/Y1-Spring-Block-2-WO2-Tens-and-ones-2019.pdf>

Wednesday () – Represent numbers to 50

<https://vimeo.com/500468562>

<https://resources.whiterosemaths.com/wp-content/uploads/2019/12/Y1-Spring-Block-2-WO3-Represent-numbers-to-50-2019.pdf>

Thursday () – One more one less (part one)

<https://vimeo.com/503093120>

<https://resources.whiterosemaths.com/wp-content/uploads/2019/12/Y1-Spring-Block-2-WO4-One-more-one-less-2019.pdf>

Friday () – One more one less (part two)

<https://vimeo.com/503098045>

<https://resources.whiterosemaths.com/wp-content/uploads/2019/12/Y1-Spring-Block-2-WO4-One-more-one-less-2019.pdf>

YEAR 2 (blue workbook)

Monday (page 2, 3, 4, 5) – Make tally charts (part 2)

<https://vimeo.com/501671369>

<https://resources.whiterosemaths.com/wp-content/uploads/2019/12/Y2-Spring-Block-2-WO1-Make-tally-charts-2019.pdf>

Tuesday (no page) – Draw pictograms activity (no sheet)

<https://vimeo.com/501672753>

Wednesday () – Draw pictograms

<https://vimeo.com/501673699>

<https://resources.whiterosemaths.com/wp-content/uploads/2019/12/Y2-Spring-Block-2-WO2-Draw-pictograms-1-1-2019.pdf>

Thursday () – Interpret pictograms (1-1)

<https://vimeo.com/501674074>

<https://resources.whiterosemaths.com/wp-content/uploads/2019/12/Y2-Spring-Block-2-WO3-Interpret-pictograms-1-1-2019.pdf>

Friday (no page) – Draw pictograms (2, 5 and 10) – activity (no sheet)

<https://vimeo.com/504480875>

PE



Don't forget to stay healthy by keeping active!

Have a go at Joe Wicks virtual PE lessons,

<https://www.youtube.com/watch?v=BDigyoBrHms>

Or have a go at some virtual yoga using the following link







<https://cosmickids.com/>

You can do any other sort of exercise for PE as well – get creative!

Design &
Technology



Continue with your solar system project.

<p>Music</p> 	<p>Our theme for this half term is 'I wanna play in a band' on www.charanga.com. This week, we are doing Step 4. Your login details have been sent on dojo.</p>
<p>Reading Skills</p> 	<p>Choose a book or learning video on Epic Reading and follow the instructions or answer the questions. www.getepic.com Class Code: xhp8171</p>
<p>PSHE</p> 	<p>Fair trade fortnight. Watch this video and complete the activity. https://www.youtube.com/watch?v=dFpeIi-YAnM</p>
<p>Use these words to help your child to develop a positive attitude to learning</p> <div style="text-align: center; border: 2px solid black; padding: 5px; background-color: #0070C0; color: white; font-weight: bold; margin: 10px auto; width: fit-content;"> Be Brave, Be Curious, Be kind </div> <div style="display: flex; justify-content: space-around; align-items: center; margin-top: 10px;">    </div>	

Here is the timetable we follow in school. Feel free to adapt it to your schedule if it's helpful.

08:40-08:50	Handwashing and Morning Activity
08:50-09:00	Register and Morning Activity
09:00-09:10	Class Assembly
09:10-10:15	Read Write Inc Phonics
10:15-10:30	Playtime
10:30-11:45	Maths
11:45-12:30	Lunch
12:30-12:35	Calm time/register
12:35-12:45	Speed sounds
12:45-13:45	English
13:45-14:00	Playtime
14:00-14:45	Topic
14:45-15:15	Story time and pack up
15:15	Home time