

Dear Parents/Carers.

We hope you're all safe and well and had a lovely week off.

Please remember to keep sending in pictures of your child's fantastic work and keep reminding them to go on TTR and read for 30 minutes **every day**. We hope you all have a fabulous week and thank you for all of your continued support.

Please contact us via ClassDojo or Studybugs if you have any questions and please be sure to share photos of your child's learning so they can still earn their class dojos.

Best wishes, from Mr Walker, Miss Loffhouse, Ms Paul, Mrs Robinson (**Monday and Tuesday only**) and Mr Sammons.

Talk for Writing



Over the next three weeks, our new T4W unit will be learning how to write a persuasive advert based around a model text called 'The Multi-Function Mobile Phone.' Please find the attached home learning booklet <https://www.talk4writing.com/wp-content/uploads/2021/01/Y6-Gadgets2.pdf>

There will be a short video to support each lesson posted every day by Mr Walker on Class Dojo.

Monday – Just for a bit of fun read pages 2 and 3 of the booklet and try to crack the spy code to reveal the hidden messages on page 2. Then, work out what your spy name would be using page 3. Our spy names would be:

Mrs Robinson: Kraven Danger!

Mr Walker: Vic Mooraker!

Ms Paul: Kraven Fire Star!

Miss Loffhouse: Ace Rogue!

Mr Sammons: Zed Knight!

Next, read the model text 'The Multi-Function Mobile Phone' on page 4 and if you wanted to listen to the model text being read use the link at the top of page 4. After that, please complete Activity 1: Vocabulary on page 5.



Challenge: Can you write your own sentences using the words from Activity 1 out of the model text?




Tuesday – Re-read the model text 'The Multi-Function Mobile Phone' on page 4 of the booklet. Next, complete Activity 2: Persuasive games starting with Crazy Persuasions and then Estate Agent Role Play on page 6.

Challenge: Can you edit and improve your persuasive paragraph?

Wednesday- Re-read the model text 'The Multi-Function Mobile Phone' on page 4 of the booklet and then look carefully at Activity 3: Underlying pattern of adverts which shows the box it up of the model text. Now complete Activity 4: Making a toolkit for persuasion and make sure you use a double page spread in your exercise book as you normally would in school. Please see my example. **Challenge:** Can you add your own examples to your persuasive toolkit?

Thursday – Re-read the model text 'The Multi-Function Mobile Phone' on page 4 of the booklet. Then, complete Activity 6: New ideas on page 10 and Activity 7 on page 11.

	<p>Friday - Re-read the model text 'The Multi-Function Mobile Phone' on page 4 of the booklet. You can use part of this lesson to finish your own gadget idea from yesterday's lesson. Next, complete Activity 5: Quotation practice on page 9. Make sure you are creating quotes for your new gadget.</p> <p>SPaG Every day Mr Walker will be teaching a live SPaG lesson on Microsoft Teams at 10:10am.</p> <p>Monday – Hyphens Tuesday- Synonyms Wednesday – Antonyms Thursday – Spelling Friday – Expanded noun phrases</p>
<p>Shared Reading</p> 	<p>This week we will be reading the poem 'The Walrus and the Carpenter' by Lewis Carroll.</p> <p>https://docs.google.com/presentation/d/18wmywdJGsSuqzeC7eO3ApIInfmWgxW4VmKLiEwplFgE/edit#slide=id.p</p> <p>Monday- Read the poem 'The Walrus and the Carpenter' (link below) then answer the quick retrieval questions and find the definitions of the key vocabulary.</p> <p>https://www.poetryfoundation.org/poems/43914/the-walrus-and-the-carpenter-56d222cbc80a9</p> <p>Tuesday- Complete questions 4-8 on the slides on the PowerPoint (link above)</p> <p>Wednesday- Complete questions 9-12 on the slides on the PowerPoint (link above)</p> <p>Thursday – Please read a book of your choice for a minimum of 30 minutes.</p> <p>Friday – Please read a book of your choice for a minimum of 30 minutes.</p> <p>Every day: Read 30 minutes a day. Books, comics, anything!</p> <p>The Oxford Owl website is free to sign up and all you need is an email address. This website provides lots of free eBooks for you to read at home.</p> <p>https://home.oxfordowl.co.uk/reading/free-ebooks/</p>
<p>Maths</p> 	<p>Y6 This week Year 6 will be continuing their unit on algebra (link below) https://whiterosemaths.com/homelearning/year-6/spring-week-5-number-algebra/ https://whiterosemaths.com/homelearning/year-6/spring-week-6-number-algebra/</p> <p>Monday – Formulae Tuesday – Forming Equations Wednesday – Solve simple one step equations. Thursday – Solve two step equations Friday – Find pairs of values</p> <p>Y5 This week Year 5 are continuing with their unit on multiplication and division (link below)</p>

	<p>https://whiterosemaths.com/homelearning/year-5/spring-week-2-number-multiplication-division/ https://whiterosemaths.com/homelearning/year-5/spring-week-3-number-multiplication-and-division/</p> <p>Monday – Divide 2 digits by 1 digit (1) Tuesday – Divide 2 digits by 1 digit (2) Wednesday – Divide 3 digits by 1 digit Thursday – Divide 4 digits by 1 digit Friday – Divide with remainders</p> <p><u>Arithmetic Y5 and Y6</u> Every day Mr Walker will be teaching a live Arithmetic lesson on Microsoft Teams at 11:30am.</p> <p>Monday - Column addition (decimals) Tuesday - Column subtraction (decimals) Wednesday - Column Multiplication (by 2 digits) Thursday - Division and Long Division Friday - Multiplying and Dividing by 10, 100 and 1000</p> <p>Every day: Remember to play some Times Table Rockstars.</p>
<p>Monday Music</p> 	<p>Our Music learning this term is focused around one song: You've Got A Friend by Carole King. Mrs Robinson has already sent your YUMU login details through Class Dojo so you can access the third Music lesson. This is the link to the Charanga website https://charanga.com/yumu/login. Please complete:</p> <ul style="list-style-type: none"> • Listen and Appraise One Fine Day • Warm –up –Games (choose your own level) – You've Got a Friends • Vocal warm up – Step 3 • Learn to Sing the Song-You've Got a Friend <p>We will also be rewarding YUMU Class Dojos to all of you that complete your Music lesson. Also It would be wonderful if you could send in a video of you singing or taking part in any of the Music activities. We will be sending out a Music certificate to anybody that does send us a video in and extra Dojo points. We hope you all enjoy the Music lesson!</p>
<p>Tuesday Science</p> 	<p>Our topic in science this term is all about living things and their habitats. Lesson link below: https://classroom.thenational.academy/lessons/what-are-the-parts-and-functions-of-a-flower-cmrkg4 Create a diagram of a flower, label its different parts, and explain their function. Compare this diagram to the diagram of the plant that you created during the last lesson, what are their similarities or differences?</p>
<p>Wednesday Keeping safe, happy and healthy</p> 	<p>PE is important for both physical health and mental health. Try some Joe Wicks: https://www.youtube.com/watch?v=BDigyoBrHms</p> <p>Virtual Yoga: https://cosmickids.com/</p> <p>Go Noodle – Free to signup https://www.gonoodle.com/</p>

Thursday and Friday

Topic



Over these two days we would like you to create a piece of artwork that can be used in a protest for climate change. Think about what images you can show the impact that climate change is having on our environment. See some examples below:

As you have two afternoons to complete this task, take your time! This should be your best piece of work and will be using this artwork in the next few weeks! Remember to upload it to Class Dojo!



Life in Lockdown



We have heard some amazing stories and seen some brilliant photos of what you have been up to during lockdown and we want MORE! So, to all those footballers kicking up a storm in the garden, those chefs working their magic in the kitchen, artists creating the next Mona Lisa at the dining table and the singers who have turned their bedroom into a stage. We need you to answer the call send us pictures, videos or messages as we want to see all the fantastic things you have been up to!

Use these words to help your child to develop a positive attitude to learning.

Be Brave, Be Curious, Be kind.

