

Dear Parents/Carers.

Here is this week's plan for your child's home learning. To help you support your child's learning, we have set enough tasks to be completed one a day in each subject by your child. This reflects the learning that takes place in school when it is open.

Please contact us via class dojo or studybugs if you have any questions, and please be sure to share photos of your child's learning so they can still earn their class dojos.

Best wishes from Miss Brooks-Neill and Mrs Cheese

SUBMITTING WORK:

1. Paper pack: If you have received a paper pack, please complete it and send it back when your new pack is delivered.
2. Class Dojo: Send completed work in via the PORTFOLIO feature on dojo. You can send a photo, video or typed message to show us what you've done.

* You don't need to print PDF documents. If you open them, most programmes have a 'fill', 'write' or 'edit' feature so children can answer on a device. This can be sent via portfolio, or you could send a screen shot of it.

If you are struggling with anything, please let us know and we'll help!

Children receive one dojo for every lesson they complete and send in or tell us about – there will be some special prizes for super hard workers when we're back in school!

Read Write
Inc.
Phonics



Every morning there will be a Read Write Inc. lesson on the Ruth Miskin YouTube channel. You have received a message on class dojo telling you which Set to start with.

https://www.youtube.com/channel/UCo7fbLgY2oA_cFCIlg9GdxtQ

Children should complete the reading (speed sounds) part of the lesson as well as the spelling. They should also have a go at 'Hold a sentence'.

Then they should read their colour book (sent to you in class dojo) on Oxford Owl. Each book should last three to five days and should be read repeatedly to develop fluency.

<https://www.oxfordowl.co.uk/login?active-tab=students>

Username: keystage1a (Year 1) or keystage1b (Year 2)

Password: Fred

Talk for



Writing

We are continuing our Talk 4 Writing information text, 'Rainbows, rainbows everywhere!' Please find the attached home learning booklet:

<https://www.talk4writing.com/wp-content/uploads/2020/05/Y2-Rainbows.pdf>.

Monday: Plan your own information text using the planning format. Page 11 – 12.

Tuesday and Wednesday: Write your information text – there is plenty of help for this on page 13.

Thursday: Word challenge on page 14.

Friday: Read about rainbows around the world page 15-16.




Maths






This week we are continuing with addition and subtraction (Year 1) and multiplication and division (Year 2). The video and worksheet links are below.

Each child will receive a workbook for maths as soon as school opens again. Please ensure these are returned to school when completed.

YEAR 1 (orange workbook)

	<p>Monday (pg 16, 17, 18) – Subtraction – not crossing 10 (counting back) https://vimeo.com/492198226 https://resources.whiterosemaths.com/wp-content/uploads/2020/12/Y1-Spring-Block-1-WO-Subtraction-not-crossing-10-counting-back-2020.pdf</p> <p>Tuesday (pg 19, 20, 21) – Subtraction –crossing 10 (counting back) https://vimeo.com/497563367 https://resources.whiterosemaths.com/wp-content/uploads/2020/12/Y1-Spring-Block-1-WO-Subtraction-crossing-10-counting-back-2020.pdf</p> <p>Wednesday (pg 22, 23, 24) – Subtraction crossing ten (part one) https://vimeo.com/497919464 https://resources.whiterosemaths.com/wp-content/uploads/2019/11/Y1-Spring-Block-1-WO5-Subtraction-crossing-10-1-2019.pdf</p> <p>Thursday (pg 25, 26) – Subtraction crossing ten (part two) https://vimeo.com/497919984 https://resources.whiterosemaths.com/wp-content/uploads/2019/11/Y1-Spring-Block-1-WO6-Subtraction-crossing-10-2-2019.pdf</p> <p>Friday (pg 27, 28) – Related facts https://vimeo.com/497920336 https://resources.whiterosemaths.com/wp-content/uploads/2019/11/Y1-Spring-Block-1-WO7-Related-facts-2019.pdf</p> <p>YEAR 2 (blue workbook)</p> <p>Monday (pg 48, 49, 50) – Make equal groups – grouping (part one) https://vimeo.com/492603899 https://resources.whiterosemaths.com/wp-content/uploads/2020/02/Y1-Summer-Block-1-WO6-Make-equal-groups-grouping-2020.pdf</p> <p>Tuesday (pg 51, 52, 53, 54) – Make equal groups – grouping (part two) https://vimeo.com/492603961 https://resources.whiterosemaths.com/wp-content/uploads/2019/11/Y2-Spring-Block-1-WO2-Make-equal-groups-grouping-2019-1.pdf</p> <p>Wednesday – Sharing and grouping activity (no sheet) https://vimeo.com/492604113</p> <p>Thursday (pg 55, 56, 57, 58) – Divide by two https://vimeo.com/498260506 https://resources.whiterosemaths.com/wp-content/uploads/2019/11/Y2-Spring-Block-1-WO3-Divide-by-2-2019.pdf</p> <p>Friday (pg 59, 60, 61, 62) – Odd and even numbers https://vimeo.com/498261586 https://resources.whiterosemaths.com/wp-content/uploads/2019/11/Y2-Spring-Block-1-WO4-Odd-and-even-numbers-2019-1.pdf</p>
<p>Keeping safe, happy and healthy</p> 	<p>Don't forget to stay healthy by keeping active! Have a go at Joe Wicks virtual PE lessons, https://www.youtube.com/watch?v=BDigyoBrHms Or have a go at some virtual yoga using the following link https://cosmickids.com/ You can do any other sort of exercise for PE as well – get creative!</p>
<p>Geography</p> 	<p>We will be doing some geography fieldwork either around school or around your home and local area. If you are at home but would like to make a map of the school, you can use Google maps to help you.</p>
<p>PSHE</p> 	<p>We will be thinking and talking about our goals for the future.</p>

Design & Technology 	Our DT project for this term continues. We are making a solar system using papier mache. Here is a video on how to do this – you have received instructions on class story. https://www.youtube.com/watch?v=MPSlrKZwvYI This week, continue with the planet Earth.
Music 	Our theme for this half term is 'I wanna play in a band' on www.charanga.com . This week, we are doing Step 3. Your login details have been sent on dojo.
Science 	Continue to monitor your bean experiment and record the results on your sheet.

Use these words to help your child to develop a positive attitude to learning

Be Brave, Be Curious, Be kind



Here is the timetable we follow in school. Feel free to adapt it to your schedule if it's helpful.

08:40-08:50	Handwashing and Morning Activity
08:50-09:00	Register and Morning Activity
09:00-09:10	Class Assembly
09:10-10:15	Read Write Inc Phonics
10:15-10:30	Playtime
10:30-11:45	Maths
11:45-12:30	Lunch
12:30-12:35	Calm time/register
12:35-12:45	Speed sounds
12:45-13:45	English
13:45-14:00	Playtime
14:00-14:45	Topic
14:45-15:15	Story time and pack up
15:15	Home time