

Dear Parents/Carers.

We hope you all have had a wonderful weekend.

Thank you for all the amazing work you have been sending in as it has been lovely to see what you have been doing at home. Please remember to keep sending in pictures of your child's fantastic work and keep reminding them to go on TTR and read for 30 minutes **every day**. We hope you all have a fabulous week and thank you for all of your continued support.

Please contact us via ClassDojo or Studybugs if you have any questions and please be sure to share photos of your child's learning so they can still earn their class dojos.

Best wishes, from Mr Walker, Miss Lofthouse, Ms Paul (**Monday to Friday**) and Mrs Robinson (**Monday and Tuesday only**).

Talk for Writing



Over the next three weeks, our new T4W unit will be learning how to write a finding tale based around a model text called 'The Game.' Please find the attached home learning booklet <https://www.talk4writing.com/wp-content/uploads/2020/04/Y5-Unit.pdf>



A T4W PowerPoint will be attached with all of the resources needed for the week. There will also be a short video to support each lesson posted every day on Class Dojo on the Class Story.




Monday – Reread the story again from pages 4-7 making sure you are looking for the key features that you focused on last Friday. Reread the problem paragraphs of the story on page 17. Think carefully about these questions: **What other problems could the game cause? What else could come out of the game and what would it do?** Keep the classroom setting the same for now and plan a new idea on page 18. You can make notes or draw what will come out of the game and what it will do once it's released. Try to include ambitious vocabulary, expanded noun phrases, figurative language and sensory language in your notes.


Tuesday – Using your ideas from yesterday please now write the new problem paragraphs of The Game. Follow the examples on page 19 to help you structure your writing. Remember to include: fronted adverbials, sentences of three, ambitious vocabulary, expanded noun phrases, figurative language and sensory language.

Wednesday – Today you are going to plan another new idea for a problem in the story The Game but this time you are going to change the setting as well. Think carefully about these questions: **Where could this happen? What will come out of the game in the new setting and what will it do once it's released?** Plan a new problem idea using page 20 and you can make notes or draw. Try to include: ambitious vocabulary, expanded noun phrases, figurative language, sensory language and direct speech in your notes.

Thursday - Using your ideas and notes from yesterday write your new problem set somewhere else. Start with the first strange event, then introduce the new threat and finally describe what the threat does. Remember to include: fronted adverbials, sentence of three, ambitious vocabulary, expanded noun phrases, figurative language sensory language, parenthesis, relative clauses and direct speech.

	<p>Friday – Now let's plan a brand new finding tale. It doesn't have to be set in school or involve a game. I have put a few of my ideas on page 21 to help your thinking. You could even plan the prequel of the story about what happens when Billy investigates the game the next time it's wet play! Then complete the box it up task on page 22 to help you plan out your own finding tale. Remember to only write in note form.</p> <p>SPaG Every day Mr Walker will be teaching a live SPaG lesson on Microsoft Teams and the SPaG PowerPoint will be added to Class Dojo every week.</p> <p>Monday – Passive tense Tuesday- Direct speech Wednesday – Semi colons Thursday – Colons Friday – Year 5/6 Spelling</p>
<p>Shared Reading</p> 	<p>Monday-Wednesday: <i>The Jabberwocky Poem</i> by Lewis Carroll https://docs.google.com/presentation/d/1qOUu_rgSZHwISXwkcuMVfRZkvZjCUW5_DJjfP5_12Q/edit#slide=id.p</p> <p>Monday –Read the poem the Jabberwocky and summarise the key points. Link below: https://www.poetryfoundation.org/poems/42916/jabberwocky Tuesday- Complete the questions on the slides 3-5 on the PowerPoint (link is above) about the Jabberwocky. Wednesday – Complete the questions on slides 6-8 on the PowerPoint (link is above) about the Jabberwocky.</p> <p>Thursday – Friday: <i>'You will be found'</i> Evan Hansen https://docs.google.com/presentation/d/1KMdy3FAilpoGL7m7xPWTfZ0BQGfwsbs_k0FqdFVsPWg/present?ueb=true&slide=id.p</p> <p>Thursday-Listen to the song 'You will be found' (link below) and write down your initial thoughts and feelings about the lyrics. Complete questions on the slides 1-3 on the PowerPoint (link above)about the song 'You will be found'. https://www.youtube.com/watch?v=00MMGfPrNIU</p> <p>Link to written lyrics below https://www.lyrics.com/track/33640364/Will+Roland/You+Will+Be+Found</p> <p>Friday –Complete the questions on slides 3-7 on the PowerPoint slides (link above) about the song 'You will be found'.</p> <p>Every day: Read 30 mins a day. Books, comics, anything!</p>
<p>Maths</p> 	<p>Y6 This week, Y6 will be continuing with their unit of work on percentages. https://whiterosemaths.com/homelearning/year-6/spring-week-3-number-percentages/ https://whiterosemaths.com/homelearning/year-6/spring-week-4-number-percentages-2/</p> <p>Monday- Equivalent FDP Tuesday – Order FDP Wednesday – Percentages of amounts 1 Thursday – Percentages of amounts 2 Friday- Percentages: missing values</p>

	<p><u>Y5- Multiplication and Division</u> Y5 are moving on to multiplication and division. This week is strictly revision of lesson we have done in school. https://whiterosemaths.com/homelearning/year-5/week-1-number-multiplication-division/ Monday- Multiply 2 digits by 1 digit Tuesday – Multiply 3 digits by 1 digit Wednesday – Multiply 4 digits by 1 digit Thursday – Multiply 2 digits (area model) 1 Friday- Multiply 2 digits (area model) 2</p> <p><u>Arithmetic Y5 and Y6</u> Every day Mr Walker will be teaching a live Arithmetic lesson on Microsoft Teams. Monday – Percentages to fractions Tuesday- Percentages (multiples of 10) Wednesday – Percentages (multiples of 5) Thursday- Percentages Friday - Percentages (recap)</p> <p>Every day: Remember to play some Times Table Rockstars.</p>
<p>PE</p> 	<p><u>Monday</u> PE with Joe Boy, your teachers have been so busy that they keep forgetting to exercise! Your mission is to design and perform a workout circuit containing 10 different exercises. Take inspirations from Joe Wicks if you are unsure. Don't forget to film your workout (maximum 3 minutes) and upload it to class dojo! We cannot wait to see them!</p>
<p>Music</p> 	<p><u>Tuesday</u> Another unit has been added onto YUMU which explores the song Happy by Pharrell Williams. The signed version has also been added which we all started to learn in school.</p> <p>Your task for this week is to record yourself singing or signing the song Happy by Pharrell Williams and then upload it to your portfolio on Class Dojo. Everybody that does send in a video will receive a certificate and extra dojo points!</p> <p>This is the link to YUMU https://charanga.com/yumu/login. If anybody needs any help with YUMU please message Mrs Robinson.</p> <p>We can't wait to see all of your amazing videos!</p>
<p>Topic</p> 	<p><u>Wednesday</u> This week we would like you to write at least five interview questions that you would like to ask Ms Brannick, who is the principal at Landau Forte College Derby, about how her school recycles. Make sure that your interview questions are in written in formal language, have a clear focus and include key recycling vocabulary.</p> <p>Make sure you upload a photo of your interview questions into your portfolio on Class Dojo. We can't wait to read them!</p>
<p>Science</p>	<p><u>Thursday</u> Our topic in science this term is all about living things and their habitats. Lesson link below: https://classroom.thenational.academy/lessons/what-are-the-parts-and-functions-of-a-plant-69gk8d</p>



Create a diagram of a plant, label its different parts and explain their function.

PSHE



Friday

This week we are continuing to discuss how to take care of our wellbeing, this week we will be looking at the importance of sleep. Look at the slides (see attached) and create a poster explaining why sleeping is so important.

Life in Lockdown



We have heard some amazing stories and seen some brilliant photos of what you have been up to during lockdown and we want MORE! So, to all those footballers kicking up a storm in the garden, those chefs working their magic in the kitchen, artists creating the next Mona Lisa at the dining table and the singers who have turned their bedroom into a stage. We need you to answer the call send us pictures, videos or messages as we want to see all the fantastic things you have been up to!

Use these words to help your child to develop a positive attitude to learning.

Be Brave, Be Curious, Be kind.

