

Dear Parents/Carers.

It's the last week of remote learning before we're all back in school and we are so excited! Here is this week's plan for your child's home learning. To help you support your child's learning, we have set enough tasks to be completed one a day in each subject by your child. This reflects the learning that takes place in school when it is open.

Please contact us via class dojo or studybugs if you have any questions, and please be sure to share photos of your child's learning so they can still earn their dojos.

Best wishes from Miss Brooks-Neill and Mrs Cheese



SUBMITTING WORK:

1. Paper pack: If you have received a paper pack, please complete it and return it when you collect your new pack.
2. Class Dojo: Send completed work in via the PORTFOLIO feature on dojo. You can send a photo, video or typed message to show us what you've done.

* You don't need to print PDF documents. If you open them, most programmes have a 'fill', 'write' or 'edit' feature so children can answer on a device. This can be sent via portfolio, or you could send a screen shot of it.

If you are struggling with anything, please let us know and we'll help!

Children receive one dojo for every lesson they complete and send in or tell us about – there will be some special prizes for super hard workers when we're back in school!

<p>Read Write Inc. Phonics</p> 	<p>Every morning there will be a Read Write Inc. lesson on the Ruth Miskin YouTube channel. You have received a message on class dojo telling you which Set to start with. https://www.youtube.com/channel/UCo7fbLgY2oA_cFCIlg9GdxtQ Children should complete the reading (speed sounds) part of the lesson as well as the spelling. They should also have a go at 'Hold a sentence'. Then they should read their colour book (sent to you in class dojo) on Oxford Owl. Each book should last three to five days and should be read repeatedly to develop fluency. https://www.oxfordowl.co.uk/login?active-tab=students Username: keystage1a (Year 1) or keystage1b (Year 2) Password: Fred</p>
<p>Talk for Writing</p> 	<p>We are continuing with 'Superheroes!'. https://www.talk4writing.com/wp-content/uploads/2020/06/Y2-Superheroes.pdf</p> <p>Monday: Complete the Creative Challenge on Page 9 – you are going to make up a superhero fact file for yourself. Tuesday: Complete page 10 and 11. You will answer some questions about superhero symbols then make up your own and explain what it means. Wednesday: Create part of a superhero outfit using page 12 and 13. Thursday: Read and complete the poem on page 14. Friday: Create a superhero pet on page 16.</p> <p>Optional: you can do the activity on page 15 as an extra challenge.</p>

Maths



This week we are continuing with place value within 50 (Year 1) and Year 2 will finish with statistics and begin geometry. The video and worksheet links are below.

We don't have access to the page numbers as our booklets are at school, so please follow the activities based on the subject of the lesson (written next to each day). Year 1 should begin on page 15 and Year 2 on page 14.

YEAR 1 (orange workbook)

Monday – Compare objects to 50

<https://vimeo.com/503099894>

<https://resources.whiterosemaths.com/wp-content/uploads/2019/12/Y1-Spring-Block-2-WO5-Compare-objects-within-50-2019.pdf>

Tuesday – Compare numbers within 50

<https://vimeo.com/503102857>

<https://resources.whiterosemaths.com/wp-content/uploads/2019/12/Y1-Spring-Block-2-WO6-Compare-numbers-within-50-2019.pdf>

Wednesday – Order numbers within 50

<https://vimeo.com/503093819>

<https://resources.whiterosemaths.com/wp-content/uploads/2019/12/Y1-Spring-Block-2-WO7-Order-numbers-within-50-2019.pdf>

Thursday – Count in 2s (activity only – no sheet)

<https://vimeo.com/507065512>

Friday – Count in 2s

<https://vimeo.com/505658511>

<https://resources.whiterosemaths.com/wp-content/uploads/2019/12/Y1-Spring-Block-2-WO8-Count-in-2s-2019.pdf>

YEAR 2 (blue workbook)

Monday – Draw pictograms (2, 5 and 10)

<https://vimeo.com/504483835>

<https://resources.whiterosemaths.com/wp-content/uploads/2019/12/Y2-Spring-Block-2-WO4-Draw-pictograms-2-5-and-10-2019.pdf>

Tuesday – Interpret Pictograms (2, 5 and 10)

<https://vimeo.com/504484570>

<https://resources.whiterosemaths.com/wp-content/uploads/2019/12/Y2-Spring-Block-2-WO5-Interpret-pictograms-2-5-and-10-2019.pdf>

Wednesday – Block diagrams

<https://vimeo.com/504485413>

<https://resources.whiterosemaths.com/wp-content/uploads/2019/12/Y2-Spring-Block-2-WO6-Block-diagrams-2019.pdf>

NEW UNIT - GEOMETRY

Thursday – Recognise 2D and 3D shapes

<https://vimeo.com/506145944>

<https://resources.whiterosemaths.com/wp-content/uploads/2019/12/Y2-Spring-Block-3-WO1-Recognise-2D-and-3D-shapes-2019.pdf>

Friday – Make 2D and 3D shapes (activity only – no sheet)

<https://vimeo.com/506146009>

PE



Don't forget to stay healthy by keeping active!






Have a go at Joe Wicks virtual PE lessons,

<https://www.youtube.com/watch?v=BDigyoBrHms>

Or have a go at some virtual yoga using the following link

<https://cosmickids.com/>

You can do any other sort of exercise for PE as well – get creative!

Design & Technology 	Continue with your solar system project.
Music 	Our theme for this half term is 'I wanna play in a band' on www.charanga.com . This week, we are doing Step 5. Your login details have been sent on dojo.
Reading Skills 	Choose a book or learning video on Epic Reading and follow the instructions or answer the questions. www.getepic.com Class Code: xhp8171
Science 	We are going to finish off the enquiry process for our bean experiment. This doesn't mean you have to stop growing them, just that we are going to go through the remaining steps of the scientific method and discuss what we have learnt.
RE 	We will be learning all about the Golden Rule.

Use these words to help your child to develop a positive attitude to learning

Be Brave, Be Curious, Be kind



Here is the timetable we follow in school. Feel free to adapt it to your schedule if it's helpful.

08:40-08:50	Handwashing and Morning Activity
08:50-09:00	Register and Morning Activity
09:00-09:10	Class Assembly
09:10-10:15	Read Write Inc Phonics
10:15-10:30	Playtime
10:30-11:45	Maths
11:45-12:30	Lunch
12:30-12:35	Calm time/register
12:35-12:45	Speed sounds
12:45-13:45	English
13:45-14:00	Playtime
14:00-14:45	Topic
14:45-15:15	Story time and pack up
15:15	Home time