

Dear Parents/Carers.

We hope you've had a lovely weekend. We are sorry that we will not see you this week, but we hope you and your family are staying safe and well. Here you will find a plan for your child's home learning. To help you support your child's learning, we have set enough tasks to be completed one a day in each subject by your child. This reflects the learning that is continuing to take place in school.

Please contact us via class dojo if you have any questions, and please be sure to share photos of your child's learning so they can still earn their class dojos.

Best wishes, from Mrs Parker and Miss Dolman

Talk for Writing



Over the next three weeks, our new T4W unit will be based around a model text called 'The Impossibly Possible Bookshop.' Please find the attached home learning booklet <https://www.talk4writing.com/wp-content/uploads/2020/06/Y4-Impossibly-Possible.pdf>

There will be a short video to support the lesson posted to class story each day.

Monday – Today's lesson focuses on how writers create settings for their stories. Have a look at page 16, read the extract from the text and highlight all the things that Sammy can 'see'. Then, draw a picture of the goblin birthday party and label it. **Challenge: Look at the creative task on page 17 of the booklet and create your own goblin world.**

Tuesday – We are thinking about grammar today and learning about prepositions. Have a look at the task on page 18. Read the sentences and circle all the prepositions. Following that, write some of your own sentences with prepositions in them.

Wednesday – Have a look at page 19, it shows a suitcase belonging to a goblin. Have a think about what you can see inside the suitcase, what would you put inside your goblin's suitcase. Read the poem on page 20 and then have a go at writing your own poem about what would be in your goblin's suitcase. Don't forget to write your poem up in your best handwriting and illustrate it.

Thursday – Today, you are going to have a go at writing your own set of instructions. There is an example of some instructions for some imaginary goblin food on page 22. Can you invent your own goblin food for the party and write a set of instructions? Don't forget to include the key features of instructions: imperative verbs, time conjunctions, numbered bullet points, a list of what you will need.

Friday – **There is no 'Talk for Writing' session due to our flute lesson today.**

Shared Reading



This week we are looking at a text called 'Floods and Droughts'. There will be a separate copy of the text along with this document. **There will be a short video to support the lesson posted to class story each day.**

Monday – Vocabulary – Find the following words in the text and write down their definitions. **Commodity, lethal, significant, entire, devastating, substantial, disastrous and dehydration.**

Challenge: Have a go at using some of these words in sentences of your own.

Tuesday – Retrieval – Have a go at answering these retrieval questions using the text.

1. Name 2 problems with flooding.
2. When were the worst floods in China?
3. What caused the floods in China?
4. What is a drought?
5. Name one thing that can make floods and drought areas worse.

Wednesday – True or False? Decide whether these statements are true or false. Provide evidence from the text to prove your answer.

1. Too much water in one area causes a drought.
2. The Ancient Greeks used flooding to their benefit.
3. The Yangtze-Hua River in China flooded in 1937.
4. Australia experienced severe floods in 2018.

Thursday – Vocabulary. Can you explain the meaning of the words or phrases in these questions?

1. Which word or phrase tells you that water is important?
2. What does the author mean when they say too much water can be lethal?
3. What are dire consequences?
4. Look at the sentence that begins "The winter of 1930". Describe in your own words how much snow fell.
5. What impression do you get about a forest fire that raged?

Friday – Grammar – Find examples of the following in the text.

1. Verbs x 6
2. Adjectives x 6
3. Common nouns x 6
4. Proper nouns x 5
5. How many adverbs can you find?

Maths



This week year 3 will continue with their unit of learning on length and perimeter and will complete their end of unit assessment. Year 4 will continue to recap their knowledge of fractions. Follow the links for the online videos and click on the appropriate video.

Year 3 videos –

Monday and Tuesday -

<https://whiterosemaths.com/homelearning/year-3/spring-week-8-measurement-length-and-perimeter/>

Wednesday - <https://vimeo.com/507926422>

Thursday - <https://vimeo.com/508441217>

Year 4 videos –

Monday – <https://vimeo.com/510671507>

Tuesday – <https://vimeo.com/511155603>

Wednesday – <https://vimeo.com/511156128>

Thursday – <https://vimeo.com/511156539>

Friday - <https://vimeo.com/513814593>

There will also be short, daily arithmetic videos posted to class story. These are unrelated to the White Rose Maths and are there to develop arithmetic skills that we have already learned in class.

Monday (year 3) – What is perimeter? (activity) – there is no worksheet for today's lesson, but there are various activities which are explained on the video. Take photos of you completing these activities and upload them to our class story.

Monday (year 4) – Make equal parts

<https://resources.whiterosemaths.com/wp-content/uploads/2020/01/Y2-Spring-Block-4-WO1-Make-equal-parts-2019.pdf>

Tuesday (year 3) – Measure perimeter

<https://resources.whiterosemaths.com/wp-content/uploads/2020/01/Y3-Spring-Block-4-WO7-Measure-perimeter-2019.pdf>

Tuesday (year 4) – Recognise a half

<https://resources.whiterosemaths.com/wp-content/uploads/2020/01/Y2-Spring-Block-4-WO2-Recognise-a-half-2019.pdf>

Wednesday (year 3) – Calculate perimeter

<https://resources.whiterosemaths.com/wp-content/uploads/2020/01/Y3-Spring-Block-4-WO8-Calculate-perimeter-2019.pdf>




Wednesday (year 4) – Find a half

<https://resources.whiterosemaths.com/wp-content/uploads/2020/01/Y2-Spring-Block-4-WO3-Find-a-half-2019.pdf>

Thursday (year 3) – Calculate perimeter (activity) - there is no worksheet for today's lesson, but there are various activities which are explained on the video. Take photos of you completing these activities and upload them to our class story.

Thursday (year 4) – Recognise a quarter

<https://resources.whiterosemaths.com/wp-content/uploads/2020/01/Y2-Spring-Block-4-WO4-Recognise-a-quarter-2019.pdf>

	<p>Friday (year 3) – Today's lesson is the end of unit assessment. This should be done independently if possible, although they can have it read to them. There is no video link for today. The assessment will be added to our class story.</p> <p>Friday (year 4) – Find a quarter https://resources.whiterosemaths.com/wp-content/uploads/2020/01/Y2-Spring-Block-4-WO5-Find-a-quarter-2019.pdf</p> <p>Don't forget to also log in to your times tables rockstars account and keep collecting points to see if we can win the monthly challenge!! If you need your password please message us and we can send you your password.</p>
<p>Keeping safe, happy and healthy</p> 	<p>Don't forget to stay healthy by keeping active! Have a go at Joe Wicks virtual PE lesson, https://www.youtube.com/watch?v=BDigyoBrHms</p> <p>Or have a go at some virtual yoga using the following link, https://cosmickids.com/</p>
<p>Science</p> 	<p>Our science topic this term is all about forces and magnetism.</p> <p>Monday - This week we would like you to continue to investigate magnetism and learn about how a compass works. Begin by reading through the presentation in the following link, https://classroom.thenational.academy/lessons/how-does-a-compass-work-6rr30d</p> <p>There is a short quiz to complete in the presentation, don't forget to answer the questions in full sentences. https://classroom.thenational.academy/lessons/how-does-a-compass-work-6rr30d?step=3&activity=worksheet</p> <p>Challenge: Can you make your own compass and treasure map of your garden? Write some instructions on how to find the treasure and challenge someone else at home to find your hidden treasure!!</p>
<p>RE</p> 	<p>Our RE topic this term is all about looking at festivals. Our key question is, 'Why are festivals important to religious communities?'</p> <p>Tuesday – This week, we have set you some activities on purple mash so that you can share your learning about Ramadan from last week. The first activity is about sharing your knowledge about Ramadan and the second activity is a creative activity to design a card for Eid. Purple mash is a great way of being able to develop your computing skills as well. There are two activities which have been set as '2 dos'. Have a go at them and don't forget to save your work so we see who has completed the tasks. If you need your purple mash password, then please let us know.</p>
<p>Topic</p>	<p>Our key question this term is, 'What might life be like in 2809?'. We will be exploring what our planet might be like in the future.</p> <p>Wednesday and Friday – Geography</p> <p>Last week, we looked at animals that were in danger of becoming extinct and you created a fact file about your chosen animal. This</p>



week we would like you to plan and write a persuasive letter to the Prime Minister to persuade him to support and help in our mission to protect and save these animals. You could discuss your ideas on how we could stop climate change and global warming, or how we should stop chopping down the trees and forests so we can save animals habitats, or you can use your own ideas. There will be certificates and extra dojos for the most persuasive letters. Don't forget to write in paragraphs and think about the structure of a formal letter.

Thursday – PSHE – Live lesson – How do you feel?

This live lesson will focus on feelings. We will look at how we are feeling, what we can do about these feelings and how to recognise these feelings in different ways. **More information will follow later in the week about this lesson and how to access it later in the week.**

Thursday – World Book Day

Today is World Book Day and this is a little different as we are not in school. However, this won't stop us having lots of fun with books and stories. We would like you to still wear your world book day outfit and post your photo to our class story.

We will also have a fantastic lesson and activity which has been set by a children's author! <https://www.worldbookday.com/online-masterclasses/inspirations-for-storytelling-flow/> Use this link to find an online lesson for you to take part in. Begin by watching the video, following that there are some links below the video that say 'resources and extracts'. Here you will find an exciting activity all about creating your own treasure box! I will also attach these links to our class story.

Music



Friday - The children have been learning how to play the flute in class. The providers have kindly provided us with some online lessons for the children to participate in at home. We have attached this as a separate document. The document breaks down the lesson that children should follow at home along with the video links. It would be lovely to see some videos of children participating in these lessons.

Life in Lockdown



We have heard some amazing stories and seen some brilliant photos of what you have been up to during lockdown and we want MORE! So, to all those footballers kicking up a storm in the garden, those chefs working their magic in the kitchen, artists creating the next Mona Lisa at the dining table and the singers who have turned their bedroom into a stage. We need you to answer the call, send us pictures, videos or messages as we want to see all the fantastic things you have been up to!

Use these words to help your child to develop a positive attitude to learning.

Be Brave , Be Curious, Be kind



