

The background of the slide is a photograph of a giraffe in a savanna. The giraffe is in the foreground, facing left, with its head and neck clearly visible. Its brown and white patterned coat is prominent. In the background, there are green acacia trees and a blue sky with white clouds.

# Animal Safari

## EYFS: Summer Term

This project teaches children about the animals that live around the world, how to look after animals and the importance of caring for our local and global environments. We will discover the invertebrates that live in our gardens and the local environment.



# Animal Safari




This term, the children will be introduced to stories that introduce outdoor spaces and how we care for them.

Week 1 & 2 – First Book of Animals

Week 3 & 4 – Handa's Surprise

Week 5 & 6 – The Hungry Caterpillar

- ❖ Animals: Children learn about animals from around the world.
- ❖ Life Cycle: Children experience the life cycles of Butterflies..



# Prime Areas

## Personal, Social, Emotional Development

Children's personal, social and emotional development is crucial for children to lead healthy and happy lives. Throughout this term, the children will learn about the importance of sun safety.

Children will build on their knowledge about people's roles in society as they learn about people who look after animals and find out about the jobs that animals do to assist humans.

They learn about the importance of looking after their environment and the wider world.

## Communication and Language

Storytime and discussion will happen daily. Through classroom discussions, we will listen to and talk about stories to build familiarity and understanding.

Engage in non-fiction books.

Listen to and talk about selected non-fiction to develop a deep familiarity with new knowledge and vocabulary.

During our activities we will be encouraging everyone to speak in full sentences and to use different sentence structures.

## Physical Development

Every Friday, children will complete a P.E session. Please ensure your child has their P.E kit in school. This term we will be playing a variety of games using fundamental movements – running, walking, jumping, hopping, skipping.

We will continue to develop our fine motor skills throughout the half term. Our main focus will be on letter and number formation. We will show accuracy and care when drawing.



# Specific Areas

## Mathematics

During the Summer term, children will continue to practise and consolidate key skills: Subitising, Counting, Composition, Sorting and Matching, comparing and ordering.

We will provide regular opportunities for children to count on and back beyond 10.

The children will use real objects to see that the quantity of a group can be changed by adding more or by taking away – using the ‘first, then, and now’ structure will allow children to create mathematical stories in meaningful contexts.

To develop spatial awareness children will complete a range of jigsaws and shape puzzles – which allows them to rotate shapes to fit a given space.

## Literacy

We follow the Read, Write, Inc phonics scheme in school. The children will continue their journey along the programme and will be learning more sounds, red words (words that are not decodable such as the, my, she), and practising the skill of segmenting and blending words to read. They will be learning to answer who, what, where and why questions about books they have read and books that are read to them. We reading simple words, captions and sentences. We will apply this phonics knowledge into our writing to write words, captions and sentences.

Children will share stories and non-fiction books to learn about life cycles of plants and butterflies.

# Specific Areas

## Expressive Arts and Design

In this project, children create artwork based on the theme of animals. They look carefully at animals and their features to make observational drawings. They revisit printing to create animal inspired prints.

The children will develop their knowledge of significant artists to explore *The Snail* by Henri Matisse. They will also create models from clay

The Children will develop their learning and work collaboratively to make animal shelters. They develop joining techniques and explore curling and folding paper to create animal masks.

## Understanding the World

In this project, children carry out fieldwork to explore plants and animals in their local environment. They build on their knowledge of worldwide locations and compare and contrast unfamiliar environments to their own.

The children will explore their local environment and observe what lives there.

Throughout this project the children will build on the knowledge of animals as they explore how animals survive in the wild and understand what animals need to survive. They will observe the features of animals and learn about the similarities and differences between animal groups. They learn about unfamiliar animals worldwide and understand the term habitat.

The children will develop their knowledge of animal features as they compare the features of invertebrates and learn about their life cycles.

# Dates for the Diary

- ▶ 17<sup>th</sup> April – Summer Term Begins
- ▶ 21<sup>st</sup> - 22<sup>nd</sup> April – Eid-al-Fitr
- ▶ 23<sup>rd</sup> April St Georges Day
- ▶ 25<sup>th</sup> April School trip
- ▶ 1<sup>st</sup> May – Bank Holiday
- ▶ 6<sup>th</sup> May – King Charles III Coronation
- ▶ 13<sup>th</sup> - 20<sup>th</sup> May Mental Health Awareness
- ▶ 15<sup>th</sup> – 19<sup>th</sup> May Walk to School week
- ▶ 26<sup>th</sup> May - End of Half Term.

## General Reminders

- ▶ Please ensure all uniform and PE kit is labelled with your child's name.
- ▶ If your child wears earrings (studs only please), these must be removed during PE. Please remove the morning of your child's PE session.
- ▶ Please ensure reading books and the record book are in your child's bag everyday.



The background of the slide is a photograph of a sandcastle on a beach. The sandcastle is made of wet, brown sand and has three distinct towers. The background shows a blurred view of the ocean and a cloudy sky.

# On the Beach

## EYFS: Summer Term 2

This project teaches children about the plants and animals that live at the seaside. It also explores holidays in the past and the importance of keeping safe in the Sun. They will also consider the importance of exercise, sleep and a balanced diet, and explores outdoor, summer games and activities. We will celebrate the children's successes throughout their Reception year and explores how they have



# On The Beach

This term, the children will be introduced to stories that explore our oceans and the animals that live on the coast line.


Week 1 & 2 : The Snail and the Whale

Week 3 & 4: If Sharks Disappeared

Week 5 & 6 – Commotion in the Ocean

Week 7 – Ruby's Worry

- ❖ Oceans: Children will learn about ocean life and discover the properties of water.
- ❖ Transitions: Children will reflect upon their year in Early Years and begin to look forward to meeting their new teacher.





# Prime Areas

## Personal, Social, Emotional Development

Children's personal, social and emotional development is crucial for children to lead healthy and happy lives. Throughout this term, the children will learn about staying safe in the sun and learn how to look after their bodies and keep themselves happy and healthy. In addition, we will reflect about the past year in early years and discuss our feelings as we prepare for the next step in our lives.

## Communication and Language

Storytime and discussion will happen daily. Through classroom discussions, we will retell the stories once we have developed a deep familiarity with the text; some as exact repetition and some in their own words.

Listen to and talk about selected non-fiction to develop a deep familiarity with new knowledge and vocabulary.

Use new vocabulary in different contexts to reflect upon our year in Early Years.

## Physical Development

Every Friday, children will complete a P.E session. Please ensure your child has their P.E kit in school. This term we will be practising traditional sports in preparation for sports week. During sports week the children will be taking part in yoga sessions to help with their core balance and breathing. We will continue to develop our fine motor skills throughout the half term. Our main focus will be on letter and number formation. We will apply their drawing and painting skills to create self portraits.

# Specific Areas

## Mathematics

During the Summer term, children will continue to practise and consolidate key skills: Subitising, Counting, Composition, Sorting and Matching, comparing and ordering.

The children will learn that doubling will mean twice as many. They will be given opportunities to build doubles using real objects and mathematical equipment.

During snack/group time we will encourage children to share items equally. The children will be given opportunities to recognise and make equal groups. We will encourage children to notice when there are items left over, are they able to come up with suggestions to solve this.

## Literacy

We follow the Read, Write, Inc phonics scheme in school. The children will continue their journey along the programme and will be learning more sounds, red words (words that are not decodable such as the, my, she), and practising the skill of segmenting and blending words to read. They will be learning to answer who, what, where and why questions about books they have read and books that are read to them. The children will read simple words, captions and sentences that match their phonetic knowledge. We will apply this phonics knowledge into our writing to write words, captions and sentences.

Children will share stories and non-fiction books to learn about different cultures from around the world. They will read texts that allow children to reflect on their year in Early Years.



# Specific Areas

## Expressive Arts and Design

In this seasonal project, children create artwork in response to images of the sea. They explore further the works of Henri Matisse and develop their scissor skills to make collages.

In addition, children will apply their drawing and painting skills to create self portraits.

Children will design and make seafaring vehicles.

They will create a beach collage using recycled materials to highlight the impact of plastic pollution.

## Understanding the World

Children conduct fieldwork in a contrasting environment when they visit a beach. They further develop their knowledge of locations as they locate seas and oceans using maps globes and online maps. Children continue to learn how to look after plants and animals. They develop positional language as they follow trails and routes and make maps to enhance their play experiences.

The children will continue to develop their understanding of the past as they learn about seaside holidays and compare with their own visit to the beach.

The children will learn about marine animals and compare their features. They are introduced to the phenomena of floating and sinking and extend their knowledge of materials as they carry out investigations to discover waterproof fabrics.

# Dates for the Diary

- ▶ 5<sup>th</sup> June– Summer Term Begins
- ▶ Class trip
- ▶ Stay and Play session
- ▶ Sports week
- ▶ Transition days/week
- ▶ 21<sup>st</sup> July- End of School Year.

# General Reminders

- ▶ Please ensure all uniform and PE kit is labelled with your child's name.
- ▶ If your child wears earrings (studs only please), these must be removed during PE. Please remove the morning of your child's PE session.
- ▶ Please ensure reading books and the record book are in your child's bag everyday.